

FIA GT1 World Championship

Results Free Practice 1

Provisional



Nogaro, Length: 3636 m
Air temperature: 16.3°C
Track temperature: 18.6°C
Weather condition: Dry

Friday 6.4.2012 09:05

started : 17 classified : 17 not classified : 0

	Drivers	Team	Car	Lap	Best Time	Gap	Diff	Kph	Day Time
1	33 F.Stippler /O.Jarvis	Belgian Audi Club Team WRT(BEL)	Audi R8 LMS	4	1:27.109			150.3	9:26:22
2	1 F.Makowiecki /S.Dusseldorp	Hexis Racing(FRA)	McLaren MP4-12C	4	1:27.363	0.254	0.254	149.8	9:27:14
3	4 E.Ide /F.Castellaci	AF Corse(ITA)	Ferrari 458 Italia	4	1:27.383	0.274	0.020	149.8	9:14:51
4	24 A.von Thum und Taxis/ T.Engel	Reiter Engineering(DEU)	Lamborghini Gallardo LP600	5	1:27.424	0.315	0.041	149.7	9:27:51
5	32 S.Ortelli /L.Vanthoor	Belgian Audi Club Team WRT(BEL)	Audi R8 LMS	5	1:27.447	0.338	0.023	149.7	9:13:30
6	3 T.Vilander/ F.Salaquarda	AF Corse(ITA)	Ferrari 458 Italia	5	1:27.494	0.385	0.047	149.6	9:15:26
7	9 M.Parisy /M.Halliday	Exim Bank Team China(CHN)	Porsche 911 GT3 R	3	1:27.510	0.401	0.016	149.6	9:10:29
8	25 D.O Young/P.Kox	Reiter Engineering(DEU)	Lamborghini Gallardo LP600	6	1:27.664	0.555	0.154	149.3	9:22:01
9	37 N.Pastorelli /T.Jäger	All-inkl.com Münnich Motorsport(DE)	Mercedes-Benz SLS AMG	5	1:27.783	0.674	0.119	149.1	9:22:18
10	38 M.Basseng /M.Winkelhock	All-inkl.com Münnich Motorsport(DE)	Mercedes-Benz SLS AMG	5	1:27.915	0.806	0.132	148.9	9:19:07
11	2 G.Demoustier/ A.Parente	Hexis Racing(FRA)	McLaren MP4-12C	6	1:28.251	1.142	0.336	148.3	9:37:35
12	18 Y.Buurmann/M.Bartels	Vita4one Racing Team	BMW Z4 GT3	7	1:29.463	2.354	1.212	146.3	9:22:05
13	17 N.Mayr-Melnhof /M.Lauda	Vita4one Racing Team	BMW Z4 GT3	7	1:29.551	2.442	0.088	146.2	9:20:08
14	7 M.Martin /A.Vasiliev	Valmon Racing Team Russia(RUS)	Aston Martin DBRS9	7	1:29.880	2.771	0.329	145.6	9:51:05
15	8 B.Lariche /R.Wei	Exim Bank Team China(CHN)	Porsche 911 GT3 R	6	1:30.160	3.051	0.280	145.2	9:15:56
16	6 A.Zuber /S.Afanasyev	Valmon Racing Team Russia(RUS)	Aston Martin DBRS9	9	1:32.376	5.267	2.216	141.7	9:29:30
	10 M.Pavlovic/M.Cressoni	Sunred	Ford GT	0					

Publications Time:

Race Director:

Time Keeping:

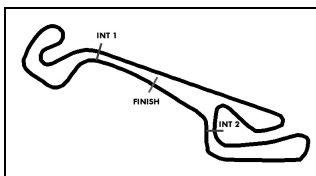
BLANCPAIN Timing

ver: 1.0

gt1world.com

Page 1/ 1 printed: 6.4.2012 10:28





FIA GT1 World Championship



France
6-9 April 2012

Lap analysis Free Practice 1

Provisional

Nogaro, Length: 3636 m
Air temperature: 16.2°C
Track temperature: 18.6°C
Weather condition: Dry

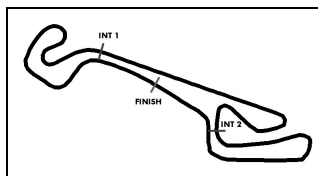
Friday 6.4.2012 09:05

Lap	Time	SE1	SP1	SE2	SP2	SE3	SP3	Lap	Time	SE1	SP1	SE2	SP2	SE3	SP3
1 Frederic Makowiecki, FRA/ Stef Dusseldorp, NLD								theoretical besttime: 1:27.363							
1	17:47.184	16:42.578	63	32.287	114	32.319	190	12	1:33.895	33.256	68	28.166	121	32.473	
2	1:32.014	34.417	66	28.080	118	29.517	204	13	5:08.710	4:07.904	65	30.813	114	29.993	198
3	1:28.275	32.203	67	27.374	126	28.698	203	14	1:31.614	33.667	68	28.321	116	29.626	198
4	1:27.363	31.661	67	27.083	129	28.619	205	15	1:30.600	32.970	68	28.058	123	29.572	198
5	1:32.328	32.118	66	27.631	125	32.579		16	1:32.936	32.666	68	27.987	125	32.283	
6	20:43.466	19:45.570	68	28.333	119	29.563	203	17	8:22.091	7:23.899	68	28.690	123	29.502	200
7	1:28.257	32.117	68	27.291	128	28.849	205	18	1:29.769	32.594	69	27.645	128	29.530	200
8	1:29.222	32.670	68	27.542	128	29.010	203	19	1:29.647	32.525	69	27.821	124	29.301	201
9	1:31.408	31.915	68	27.390	126	32.103		20	1:29.961	32.625	69	27.794	125	29.542	198
10	5:02.067	4:04.281	67	28.174	124	29.612	200	21	1:33.203	32.601	69	27.706	127	32.896	
11	1:30.157	32.717	68	27.954	121	29.486	199								

2 Gregoire Demoustier, FRA/ Alvaro Parente, PRT								theoretical besttime: 1:28.056							
1	7:47.183	6:35.724	62	33.364	94	38.095		13	4:48.510	3:50.101	68	28.416	116	29.993	201
2	10:19.242	9:14.666	61	32.635	93	31.941	200	14	1:30.564	33.010	68	27.929	120	29.625	204
3	1:43.376	38.003	66	29.670	109	35.703		15	1:38.204	33.433	68	29.891	115	34.880	
4	9:48.498	8:49.985	67	29.009	113	29.504	203	16	3:31.685	2:32.974	68	28.534	119	30.177	201
5	1:28.796	32.423	67	27.430	121	28.943	204	17	1:31.747	33.552	69	28.183	121	30.012	198
6	1:28.251	32.208	68	27.285	120	28.758	204	18	1:31.069	33.152	69	28.234	117	29.683	201
7	1:34.448	32.013	68	28.162	108	34.273		19	1:34.656	33.196	69	28.009	119	33.451	
8	10:59.389	10:00.472	63	29.602	108	29.315	206	20	8:43.773	7:45.501	69	28.040	120	30.232	197
9	1:28.772	32.469	68	27.452	122	28.851	203	21	1:31.369	33.449	69	27.989	120	29.931	199
10	1:30.786	32.073	68	27.472	120	31.241	205	22	1:31.263	33.385	69	27.995	117	29.883	200
11	1:28.530	32.070	68	27.497	121	28.963	203	23	1:31.368	33.333	69	27.885	121	30.150	199
12	1:32.453	32.196	68	28.096	120	32.161		24	1:36.452	33.645	69	28.238	116	34.569	

3 Toni Vilander, FIN/ Filip Salaquarda, CZE								theoretical besttime: 1:27.303							
1	4:28.672	3:19.479	61	33.511	93	35.682	199	19	1:34.826	33.372	67	28.167	125	33.287	
2	1:32.632	34.970	65	27.854	120	29.808	205	20	11:15.628	10:18.210	68	27.952	129	29.466	205
3	1:27.960	32.205	66	27.186	128	28.569	208	21	1:29.201	32.381	68	27.435	128	29.385	205
4	1:30.145	32.008	66	27.346	113	30.791	207	22	1:29.236	32.411	68	27.543	128	29.282	205
5	1:27.494	31.860	66	26.874	131	28.760	208	23	1:31.358	33.164	68	28.708	121	29.486	206
6	1:28.109	31.957	66	27.228	124	28.924	207	24	1:29.074	32.362	68	27.384	132	29.328	206
7	1:28.649	32.096	66	27.290	129	29.263	205	25	1:28.905	32.330	68	27.298	128	29.277	205
8	1:29.060	32.426	66	27.485	129	29.149	205	26	1:28.725	32.195	68	27.376	129	29.154	206
9	1:30.136	32.903	66	27.721	120	29.512	206	27	1:32.517	32.303	68	27.483	130	32.731	
10	1:29.458	32.539	66	27.523	130	29.396	205	28	5:20.712	2:56.902	38	1:14.025	60	1:09.785	
11	1:30.139	32.771	66	27.865	123	29.503	202	29	6:58.969	6:00.774	69	28.331	120	29.864	205
12	1:30.185	32.854	66	27.720	122	29.611	203	30	1:29.890	32.723	69	27.510	126	29.657	203
13	1:35.192	33.310	67	27.904	113	33.978		31	1:30.079	32.658	69	27.836	124	29.585	205
14	3:52.381	2:54.706	67	27.993	122	29.682	207	32	1:30.284	33.114	69	27.604	122	29.566	205
15	1:29.691	32.532	67	27.551	129	29.608	203	33	1:30.591	33.128	69	27.790	127	29.673	205
16	1:40.558	37.913	66	29.368	116	33.277	204	34	1:30.607	33.062	69	27.660	125	29.885	203
17	1:29.873	32.786	67	27.659	131	29.428	205	35	1:37.198	33.702	69	28.525	120	34.971	
18	1:32.374	34.800	68	28.118	128	29.456	206								

4 Enzo Ide, BEL/ Francesco Castellaci, ITA								theoretical besttime: 1:27.383							
1	5:22.448	4:13.511	60	34.999	90	33.938	194	21	4:05.115	3:07.147	68	28.050	118	29.918	201
2	1:33.247	35.295	65	28.498	118	29.454	206	22	1:29.721	32.678	68	27.559	126	29.484	204
3	1:28.050	32.059	66	27.169	128	28.822	207	23	1:29.462	32.513	68	27.559	128	29.390	203
4	1:27.383	31.828	66	26.853	131	28.702	207	24	1:29.919	32.669	68	27.682	125	29.568	202
5	1:32.481	34.036	60	29.172	126	29.273	206	25	1:33.387	32.911	68	27.976	122	32.500	
6	1:27.784	31.890	66	27.028	127	28.866	206	26	3:13.916	2:15.742	68	28.090	119	30.084	197
7	1:31.341	32.108	66	27.343	125	31.890		27	1:30.663	33.048	68	27.747	122	29.868	204
8	2:56.989	1:55.968	66	27.983	125	33.038		28	1:30.699	32.922	68	27.756	125	30.021	204
9	4:50.896	3:54.113	67	27.468	127	29.315	202	29	1:30.622	33.152	68	27.982	120	29.488	205
10	1:28.974	32.230	67	27.376	132	29.368	202	30	1:30.649	32.776	68	27.839	122	30.034	201
11	1:31.665	34.649	67	27.641	122	29.375	204	31	1:30.315	32.902	68	27.723	121	29.690	205
12	1:30.147	32.574	67	27.837	124	29.736	202	32	1:32.943	33.058	69	27.621	121	32.264	
13	1:35.071	33.281	67	28.023	119	33.767		33	6:08.253	5:10.857	69	27.789	123	29.607	205
14	7:09.848	6:12.355	68	27.868	126	29.625	199	34	1:29.886	32.761	69	27.650	124	29.475	205



FIA GT1 World Championship

Lap analysis Free Practice 1

Provisional



Nogaro, Length: 3636 m
 Air temperature: 16.2°C
 Track temperature: 18.6°C
 Weather condition: Dry

Friday 6.4.2012 09:05

Lap	Time	SE1	SP1	SE2	SP2	SE3	SP3	Lap	Time	SE1	SP1	SE2	SP2	SE3	SP3
15	1:29.793	32.695	68	27.530	129	29.568	202	35	1:29.886	32.859	69	27.581	124	29.446	205
16	1:30.363	32.880	68	27.796	123	29.687	200	36	1:29.974	32.712	69	27.770	122	29.492	205
17	1:30.173	32.844	68	27.785	123	29.544	202	37	1:30.397	32.871	69	27.710	127	29.816	205
18	1:30.010	32.688	68	27.712	128	29.610	202	38	1:30.785	33.146	69	27.783	122	29.856	204
19	1:29.865	32.729	68	27.685	129	29.451	204	39	1:34.593	33.138	69	27.654	126	33.801	
20	1:34.021	33.817	68	27.723	121	32.481									

6 Andreas Zuber, AUS/ Sergey Afanasyev, RUS theoretical besttime: 1:32.018

1	4:20.303	3:01.834	61	34.646	92	43.823		14	1:36.897	35.303	68	30.401	105	31.193	201
2	8:57.097	7:46.530	60	35.013	94	35.554	189	15	1:35.980	35.340	68	29.756	104	30.884	199
3	1:43.401	38.284	63	32.592	100	32.525	199	16	1:37.018	36.773	68	29.421	107	30.824	202
4	1:38.942	36.128	66	30.650	108	32.164	200	17	1:35.716	35.762	68	29.108	106	30.846	201
5	1:36.119	35.923	66	29.350	112	30.846	203	18	1:36.323	36.263	68	29.249	108	30.811	201
6	1:33.900	34.394	66	28.988	110	30.518	202	19	1:33.757	34.359	68	28.787	113	30.611	203
7	1:35.536	34.076	67	28.747	115	32.713	202	20	1:38.428	35.194	68	31.051	100	32.183	202
8	1:33.071	34.378	67	28.487	111	30.206	203	21	1:35.103	34.784	68	29.291	108	31.028	202
9	1:32.376	33.937	67	28.386	114	30.053	202	22	1:34.695	34.815	68	29.067	110	30.813	201
10	1:35.988	33.838	67	28.127	113	34.023		23	1:34.471	34.489	68	29.013	111	30.969	200
11	6:49.283	5:31.963	62	40.884	83	36.436	181	24	1:34.852	34.563	68	28.832	109	31.457	200
12	1:45.167	38.156	68	34.851	96	32.160	198	25	1:39.298	34.746	68	29.100	107	35.452	
13	1:39.324	38.844	68	29.461	104	31.019	191	26	7:27.241	3:21.831	68	3:26.729	89	38.681	

7 Maxime Martin, BEL/ Alexej Vasiliev, RUS theoretical besttime: 1:29.856

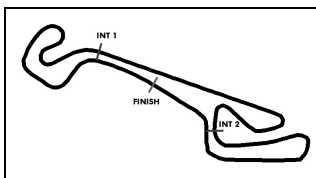
1	4:22.055	3:02.378	57	36.241	90	43.436		5	8:52.782	7:54.272	68	28.410	121	30.100	204
2	19:28.495	18:20.362	63	33.283	101	34.850	188	6	1:30.974	33.302	68	28.068	121	29.604	206
3	1:43.951	37.028	66	29.944	115	36.979		7	1:29.880	32.804	68	27.676	123	29.400	208
4	8:37.518	7:30.207	68	30.083	114	37.228		8	3:00.068	32.864	68	27.652	125	1:59.552	

8 Benjamin Lariche, FRA/ Ren Wei, CHN theoretical besttime: 1:30.160

1	2:25.271	1:20.509	62	32.180	108	32.582	202	11	1:35.165	32.957	67	32.186	115	30.022	208
2	2:01.259	56.689	62	32.786	118	31.784	206	12	1:36.483	33.399	67	28.066	119	35.018	
3	1:52.745	53.451	65	28.545	120	30.749	207	13	6:16.793	5:11.731	65	31.837	105	33.225	192
4	1:31.596	33.581	65	28.219	121	29.796	208	14	1:37.502	35.636	67	30.169	112	31.697	197
5	1:34.948	36.289	65	28.488	118	30.171	207	15	1:36.519	35.524	67	29.360	110	31.635	197
6	1:30.160	32.856	66	27.751	122	29.553	208	16	1:37.286	36.820	68	28.938	117	31.528	197
7	1:30.773	33.100	66	27.900	123	29.773	208	17	1:36.068	35.299	68	29.704	116	31.065	200
8	1:31.055	33.029	66	27.970	122	30.056	207	18	1:34.630	34.783	68	28.685	117	31.162	198
9	1:36.520	33.814	66	28.621	116	34.085		19	1:36.059	34.538	68	29.095	93	32.426	199
10	3:07.068	2:08.050	66	28.557	119	30.461	207								

9 Mike Parisy, FRA/ Matt Halliday, NZL theoretical besttime: 1:27.360

1	2:27.413	1:24.043	59	32.134	104	31.236	204	19	1:32.300	34.083	68	28.358	117	29.859	202
2	1:34.200	35.536	63	29.549	120	29.115	207	20	1:38.709	34.985	68	28.481	114	35.243	
3	1:27.510	31.992	66	26.833	127	28.685	206	21	7:43.509	6:45.356	68	28.061	115	30.092	204
4	1:27.731	31.878	65	27.204	126	28.649	209	22	1:30.917	33.368	68	28.004	116	29.545	205
5	1:27.861	31.942	66	27.234	124	28.685	211	23	1:30.953	33.242	68	27.909	118	29.802	205
6	1:43.336	32.210	66	29.881	102	41.245		24	1:30.630	33.314	68	27.770	121	29.546	203
7	3:19.028	2:22.660	66	27.256	126	29.112	205	25	1:30.605	33.090	68	27.887	118	29.628	206
8	1:28.706	32.336	66	27.422	123	28.948	208	26	1:36.451	33.602	69	28.068	115	34.781	
9	1:39.548	32.485	67	27.656	112	39.407		27	5:25.926	4:26.852	69	28.995	119	30.079	205
10	7:02.966	6:00.614	65	29.915	113	32.437	194	28	1:30.937	33.427	69	27.795	123	29.715	207
11	1:35.091	35.630	66	29.023	117	30.438	202	29	1:30.898	33.387	69	27.924	115	29.587	206
12	1:32.233	33.945	67	28.285	119	30.003	202	30	1:30.586	33.154	69	27.910	120	29.522	205
13	1:31.427	33.508	67	28.035	117	29.884	205	31	1:30.740	33.229	69	27.782	121	29.729	206
14	1:37.960	33.496	67	27.921	117	36.543		32	1:30.824	33.449	69	27.733	121	29.642	207
15	3:24.665	2:25.468	68	28.366	120	30.831	202	33	1:31.105	33.368	70	27.834	120	29.903	206
16	1:31.507	33.546	68	28.135	113	29.826	206	34	1:31.238	33.373	69	27.971	120	29.894	205
17	1:30.621	33.299	68	27.784	119	29.538	203	35	1:37.114	34.027	70	28.645	122	34.442	
18	1:33.557	34.227	69	28.837	113	30.493	207								



FIA GT1 World Championship

Lap analysis Free Practice 1

Provisional



France
6-9 April 2012

Nogaro, Length: 3636 m
Air temperature: 16.2°C
Track temperature: 18.6°C
Weather condition: Dry

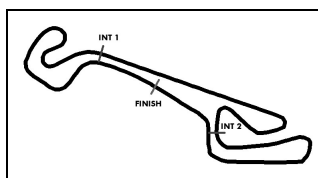
Friday 6.4.2012 09:05

Lap	Time	SE1	SP1	SE2	SP2	SE3	SP3	Lap	Time	SE1	SP1	SE2	SP2	SE3	SP3
10	Milos Pavlovic, / Matteo Cressoni, ITA							theoretical besttime:							
1	30:10.754														

17 Nikolaus Mayr-Melnhof, AUT/ Mathias Lauda, AUT								theoretical besttime: 1:29.229							
1	2:33.930	1:21.912	60	35.278	95	36.740	192	20	1:32.352	33.919	68	28.306	114	30.127	201
2	1:49.735	38.971	65	30.806	105	39.958		21	1:32.299	33.415	68	28.814	117	30.070	199
3	4:37.963	3:32.255	54	32.347	110	33.361	189	22	1:31.798	33.400	68	28.429	121	29.969	201
4	1:34.340	34.472	64	29.293	116	30.575	198	23	1:40.696	33.737	68	30.216	86	36.743	
5	1:31.372	33.220	65	28.322	125	29.830	200	24	10:15.845	9:17.765	68	28.413	117	29.667	204
6	1:31.162	33.510	65	28.281	127	29.371	204	25	1:31.177	33.033	68	28.283	116	29.861	200
7	1:29.551	32.435	66	27.965	121	29.151	204	26	1:31.418	33.103	68	28.503	117	29.812	203
8	1:29.726	32.150	66	28.109	124	29.467	205	27	1:30.970	33.030	68	28.307	122	29.633	203
9	1:33.095	32.705	66	28.119	126	32.271		28	1:34.213	33.063	68	28.291	118	32.859	
10	7:22.093	6:22.874	65	29.044	119	30.175	198	29	4:02.738	3:03.656	68	28.816	119	30.266	198
11	1:30.156	32.757	67	27.930	124	29.469	202	30	1:31.749	33.368	68	28.870	123	30.074	200
12	1:29.571	32.186	66	27.928	125	29.457	201	31	1:32.056	33.449	68	28.560	122	30.047	203
13	1:30.221	32.343	67	28.035	122	29.843	201	32	1:30.795	32.861	68	28.116	121	29.818	203
14	1:34.303	33.095	67	28.414	123	32.794		33	1:31.070	32.951	68	28.235	123	29.884	202
15	4:05.666	3:04.961	67	29.890	111	30.815	198	34	1:31.497	33.008	68	28.438	119	30.051	201
16	1:33.488	34.316	68	28.908	113	30.264	202	35	1:31.696	33.032	68	28.565	120	30.099	203
17	1:31.738	33.462	68	28.485	115	29.791	202	36	1:31.320	32.958	68	28.338	125	30.024	201
18	1:33.735	35.087	68	28.348	110	30.300	196	37	1:31.115	33.053	68	28.228	127	29.834	204
19	1:32.625	34.239	68	28.229	113	30.157	202	38	1:33.971	32.932	68	28.048	123	32.991	

18 Yelmer Buurmann, NLD/ Michael Bartels, DEU								theoretical besttime: 1:29.074							
1	2:23.586	1:03.301	58	39.365	97	40.920		18	1:33.789	34.447	68	28.843	122	30.499	195
2	7:07.495	6:03.089	63	32.395	113	32.011	193	19	1:31.969	33.572	68	28.408	118	29.989	198
3	1:33.059	34.119	65	28.881	118	30.059	199	20	1:31.261	33.291	68	28.193	123	29.777	197
4	1:30.714	32.894	65	28.028	118	29.792	200	21	1:31.018	33.012	67	28.084	122	29.922	196
5	1:29.782	32.725	66	27.760	121	29.297	201	22	1:34.871	33.526	68	27.841	125	33.504	
6	1:31.034	33.768	66	27.798	124	29.468	201	23	9:01.032	8:01.704	68	29.369	126	29.959	198
7	1:29.463	32.541	66	27.732	122	29.190	203	24	1:30.572	32.947	68	27.977	124	29.648	198
8	1:33.177	32.212	66	27.672	119	33.293		25	1:30.536	32.677	68	27.878	131	29.981	198
9	9:42.675	8:44.273	67	28.634	121	29.768	201	26	1:33.240	32.804	68	27.822	125	32.614	
10	1:32.839	32.383	67	27.818	121	32.638	200	27	4:27.098	3:25.532	68	31.072	126	30.494	197
11	1:30.302	32.830	67	27.853	121	29.619	198	28	1:30.625	33.075	69	27.961	124	29.589	200
12	1:36.721	35.180	67	28.363	119	33.178		29	1:29.974	32.705	69	27.756	124	29.513	200
13	4:21.848	3:23.728	67	28.251	121	29.869	201	30	1:30.740	33.209	69	27.751	125	29.780	198
14	1:30.914	32.952	68	28.208	120	29.754	198	31	1:30.137	32.829	69	27.780	117	29.528	199
15	1:35.007	33.352	68	28.360	121	33.295		32	1:29.874	32.603	69	27.777	123	29.494	199
16	5:01.654	3:58.094	67	31.380	116	32.180	194	33	1:32.693	32.695	69	27.802	127	32.196	
17	1:36.221	36.311	68	28.869	120	31.041	194								

24 Albert von Thurn und Taxis, DEU/ Tomas Enge, CZE								theoretical besttime: 1:27.364							
1	16:53.354	15:50.639	64	30.996	106	31.719	196	15	8:51.978	7:53.465	68	28.311	117	30.202	202
2	1:34.367	33.634	66	28.056	124	32.677	202	16	1:31.007	33.283	68	28.120	122	29.604	201
3	1:28.594	32.048	66	27.445	128	29.101	203	17	1:30.397	32.810	68	27.838	132	29.749	202
4	1:27.814	31.820	66	27.193	126	28.801	203	18	1:30.612	33.051	67	27.852	128	29.709	202
5	1:27.424	31.576	67	27.253	125	28.595	202	19	1:30.301	33.013	68	27.833	126	29.455	203
6	1:27.735	31.724	67	27.223	124	28.788	203	20	1:30.176	32.872	68	27.810	130	29.494	203
7	1:30.507	31.752	67	27.260	123	31.495		21	1:32.897	32.622	68	27.832	126	32.443	
8	5:15.341	4:18.233	67	27.906	123	29.202	203	22	5:24.744	4:27.410	68	27.803	123	29.531	203
9	1:32.109	33.620	66	28.981	125	29.508	203	23	1:29.996	32.675	68	27.798	133	29.523	203
10	1:30.208	32.372	67	27.554	121	30.282	193	24	1:30.434	32.924	68	27.896	124	29.614	203
11	1:30.606	32.822	67	28.196	125	29.588	202	25	1:30.424	32.986	69	27.862	126	29.576	202
12	1:29.373	32.442	68	27.706	123	29.225	202	26	1:30.315	33.027	69	27.705	129	29.583	204
13	1:29.690	32.511	68	27.703	128	29.476	201	27	1:30.373	32.963	69	27.769	131	29.641	205
14	1:34.059	33.330	68	28.182	106	32.547		28	1:33.597	32.975	69	27.763	129	32.859	



FIA GT1 World Championship



France
6-9 April 2012

Lap analysis Free Practice 1

Provisional

Nogaro, Length: 3636 m
Air temperature: 16.2°C
Track temperature: 18.6°C
Weather condition: Dry

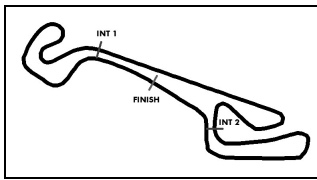
Friday 6.4.2012 09:05

Lap	Time	SE1	SP1	SE2	SP2	SE3	SP3	Lap	Time	SE1	SP1	SE2	SP2	SE3	SP3
25	Darryl O Young, HNK/ Peter Kox, NLD							theoretical besttime: 1:27.370							
1	9:34.354	8:28.099	59	32.733	109	33.522	194	12	1:35.558	33.343	67	28.187	120	34.028	
2	1:35.104	35.516	65	29.021	121	30.567	199	13	3:39.284	2:36.399	66	31.029	101	31.856	196
3	1:28.420	32.249	66	27.362	124	28.809	205	14	1:33.615	34.336	67	28.903	112	30.376	200
4	1:27.679	31.589	66	27.071	131	29.019	203	15	1:32.558	33.829	67	28.497	117	30.232	199
5	1:28.412	32.037	66	27.333	125	29.042	202	16	1:31.612	33.157	68	28.287	104	30.168	201
6	1:27.664	31.605	66	27.349	128	28.710	204	17	1:30.712	32.982	68	27.911	119	29.819	201
7	1:32.670	31.639	66	28.134	122	32.897		18	1:35.719	34.587	68	28.561	112	32.571	
8	4:52.062	3:51.354	65	29.900	110	30.808	203	19	7:45.174	6:44.224	67	30.072	83	30.878	199
9	1:29.102	32.568	66	27.556	126	28.978	202	20	1:32.571	33.971	68	28.311	126	30.289	200
10	1:28.411	31.833	67	27.500	126	29.078	203	21	1:31.329	33.353	68	28.157	119	29.819	201
11	1:29.224	32.541	67	27.436	130	29.247	204	22		33.107	68	28.145	122		

Lap	Time	SE1	SP1	SE2	SP2	SE3	SP3	Lap	Time	SE1	SP1	SE2	SP2	SE3	SP3
32	Stephane Ortelli, MON/ Laurens Vanthoor, BEL							theoretical besttime: 1:27.235							
1	2:31.332	1:23.870	59	33.699	101	33.763	185	18	1:30.571	33.816	68	27.662	123	29.093	205
2	1:36.224	36.573	65	29.052	108	30.599	204	19	1:31.906	32.288	68	27.674	122	31.944	
3	1:28.031	32.157	66	27.268	129	28.606	207	20	5:32.346	4:28.113	68	28.964	118	35.269	200
4	1:27.566	31.745	66	27.196	132	28.625	206	21	1:29.214	32.347	68	27.718	122	29.149	200
5	1:27.447	31.433	66	27.297	128	28.717	205	22	1:28.944	32.161	68	27.522	129	29.261	203
6	1:27.837	31.586	66	27.377	126	28.874	205	23	1:33.902	32.439	68	28.426	113	33.037	
7	1:33.019	32.221	65	28.341	122	32.457		24	3:33.360	2:35.679	68	28.470	123	29.211	204
8	6:06.141	5:08.252	65	28.369	126	29.520	203	25	1:28.906	32.186	69	27.648	124	29.072	204
9	1:28.300	31.854	66	27.587	123	28.859	204	26	1:29.221	32.632	69	27.454	126	29.135	202
10	1:31.891	32.041	66	27.767	125	32.083		27	1:33.681	32.423	69	28.585	113	32.673	
11	3:50.609	2:53.799	66	27.796	124	29.014	204	28	4:54.630	3:57.556	69	27.845	123	29.229	204
12	1:31.286	32.029	67	27.386	129	31.871		29	1:31.455	32.385	69	29.856	118	29.214	203
13	3:42.654	2:41.420	67	28.321	120	32.913	204	30	1:28.723	32.243	69	27.380	123	29.100	205
14	1:28.699	32.069	67	27.602	126	29.028	203	31	1:32.316	32.180	69	27.667	121	32.469	
15	1:33.193	32.481	68	28.617	122	32.095		32	3:27.903	2:31.213	69	27.623	124	29.067	202
16	11:17.391	10:19.576	67	28.637	123	29.178	203	33	1:28.534	32.122	69	27.410	125	29.002	204
17	1:29.003	32.194	68	27.723	125	29.086	203	34	1:32.851	32.558	69	27.501	127	32.792	

Lap	Time	SE1	SP1	SE2	SP2	SE3	SP3	Lap	Time	SE1	SP1	SE2	SP2	SE3	SP3
33	Frank Stippler, DEU/ Oliver Jarvis, GBR							theoretical besttime: 1:26.932							
1	16:44.013	15:31.974	57	37.118	88	34.921	182	18	1:29.435	32.987	68	27.397	129	29.051	204
2	1:40.482	36.947	58	32.094	107	31.441	191	19	1:28.908	32.353	68	27.415	131	29.140	205
3	1:30.340	33.934	66	27.556	127	28.850	204	20	1:29.006	32.351	68	27.539	125	29.116	203
4	1:27.109	31.503	66	26.975	130	28.631	205	21	1:32.318	32.367	68	27.612	127	32.339	
5	1:27.233	31.579	67	27.032	131	28.622	204	22	5:18.683	4:20.608	67	28.444	120	29.631	203
6	1:27.336	31.799	67	27.083	129	28.454	205	23	1:30.856	33.042	68	28.092	120	29.722	201
7	1:27.644	31.786	67	27.136	127	28.722	206	24	1:30.088	32.816	68	27.817	117	29.455	203
8	1:40.777	35.404	63	32.853	98	32.520	205	25	1:32.647	33.853	68	28.707	113	30.087	204
9	1:27.788	31.686	67	27.344	134	28.758	205	26	1:29.462	32.587	68	27.595	127	29.280	203
10	1:31.368	32.454	67	27.210	127	31.704		27	1:30.033	32.727	68	27.637	120	29.669	204
11	5:37.409	4:39.794	67	28.400	126	29.215	202	28	1:29.740	32.729	68	27.595	122	29.416	203
12	1:27.957	31.891	68	27.224	132	28.842	204	29	1:36.710	33.811	68	28.391	113	34.508	
13	1:28.607	32.096	68	27.482	127	29.029	203	30	3:21.038	2:23.142	68	28.221	121	29.675	198
14	1:28.908	32.445	68	27.365	126	29.098	204	31	1:29.956	32.830	69	27.598	125	29.528	203
15	1:32.285	32.488	68	27.419	123	32.378		32	1:30.310	32.865	69	27.787	123	29.658	201
16	4:02.187	3:05.567	68	27.450	131	29.170	204	33	1:33.926	32.879	69	28.040	113	33.007	
17	1:28.655	32.088	68	27.430	129	29.137	205	34	2:31.728	1:30.852	69	28.238	117	32.638	

Lap	Time	SE1	SP1	SE2	SP2	SE3	SP3	Lap	Time	SE1	SP1	SE2	SP2	SE3	SP3
37	Nicky Pastorelli, ITA/ Thomas Jäger, DEU							theoretical besttime: 1:27.748							
1	11:15.058	10:06.962	61	33.840	105	34.256	194	15	1:33.114	32.473	68	27.499	126	33.142	
2	1:33.982	35.603	65	28.193	122	30.186	199	16	7:44.561	6:46.038	68	27.791	120	30.732	205
3	1:33.486	32.499	66	30.214	121	30.773	204	17	1:29.393	32.467	68	27.661	124	29.265	202
4	1:28.304	32.166	66	27.007	131	29.131	204	18	1:28.911	32.239	68	27.673	121	28.999	202
5	1:27.783	31.926	66	27.042	131	28.815	206	19	1:28.789	32.526	68	27.363	127	28.900	205
6	1:30.979	31.945	66	27.087	125	31.947		20	1:34.081	32.119	68	28.882	113	33.080	
7	5:03.839	4:00.037	66	30.595	125	33.207	204	21	6:25.590	5:28.850	69	27.508	121	29.232	203
8	1:28.878	32.255	67	27.451	129	29.172	203	22	1:29.081	32.354	69	27.590	124	29.137	203
9	1:31.502	32.028	67	27.326	127	32.148		23	1:31.287	32.442	69	27.377	126	31.468	
10	7:26.294	6:29.525	67	27.510	127	29.259	204	24	3:26.642	2:29.788	69	27.618	128	29.236	205



FIA GT1 World Championship

Lap analysis Free Practice 1

Provisional

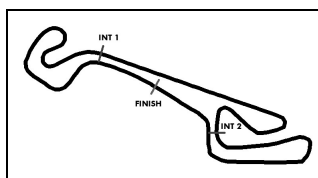


Nogaro, Length: 3636 m
 Air temperature: 16.2°C
 Track temperature: 18.6°C
 Weather condition: Dry

Friday 6.4.2012 09:05

Lap	Time	SE1	SP1	SE2	SP2	SE3	SP3	Lap	Time	SE1	SP1	SE2	SP2	SE3	SP3
11	1:28.610	32.179	68	27.256	130	29.175	201	25	1:29.065	32.288	69	27.609	125	29.168	204
12	1:32.345	32.287	68	27.313	124	32.745		26	1:29.181	32.559	69	27.535	124	29.087	207
13	7:13.065	6:14.054	68	28.787	116	30.224	201	27	1:29.029	32.337	69	27.423	130	29.269	204
14	1:29.555	32.518	68	27.498	125	29.539	203	28	1:32.074	32.275	69	27.519	124	32.280	

38 Marc Basseng, DEU/ Marcus Winkelhock, DEU								theoretical besttime: 1:27.910							
1	8:01.794	6:47.069	58	39.171	90	35.554	184	16	6:53.041	5:46.960	68	36.778	123	29.303	203
2	1:39.427	36.439	64	31.655	116	31.333	200	17	1:33.633	32.606	68	28.164	98	32.863	203
3	1:29.505	32.769	66	27.553	130	29.183	204	18	1:32.849	32.626	68	27.670	125	32.553	
4	1:28.676	32.281	66	27.582	131	28.813	207	19	6:37.457	5:36.950	68	29.175	106	31.332	204
5	1:27.915	31.985	66	27.188	136	28.742	207	20	1:29.974	32.729	68	27.579	124	29.666	197
6	1:32.269	32.216	66	27.388	129	32.665		21	1:33.046	32.984	68	27.703	121	32.359	
7	6:26.926	5:30.513	66	27.486	129	28.927	205	22	11:15.525	10:16.027	68	29.371	117	30.127	201
8	1:29.184	31.980	67	27.651	123	29.553	206	23	1:30.277	32.886	69	27.966	120	29.425	206
9	1:28.568	32.126	67	27.541	126	28.901	206	24	1:29.650	32.578	69	27.625	130	29.447	204
10	1:28.887	32.338	67	27.562	131	28.987	205	25	1:29.740	32.675	69	27.919	130	29.146	207
11	1:32.621	32.245	67	27.708	126	32.668		26	1:29.538	32.641	69	27.726	122	29.171	207
12	6:40.753	5:42.210	68	27.967	120	30.576	206	27	1:29.558	32.494	69	27.692	130	29.372	205
13	1:29.321	32.782	67	27.273	127	29.266	203	28	1:29.525	32.819	69	27.680	126	29.026	207
14	1:37.784	32.575	68	32.235	110	32.974	205	29	1:29.602	32.734	69	27.638	132	29.230	206
15	1:34.357	33.840	68	27.539	125	32.978		30	1:32.536	32.861	69	27.575	123	32.100	



FIA GT1 World Championship

Results Free Practice 2

Provisional



Nogaro, Length: 3636 m
Air temperature: 21.9°C
Track temperature: 28.0°C
Weather condition: Dry

Friday 6.4.2012 15:45

started : 17 classified : 17 not classified : 0

	Drivers	Team	Car	Lap	Best Time	Gap	Diff	Kph	Day Time
1	4 E.Ide/F.Castellaci	AF Corse(ITA)	Ferrari 458 Italia	9	1:27.548			149.5	16:05:05
2	3 T.Vilander/F.Salaquarda	AF Corse(ITA)	Ferrari 458 Italia	9	1:27.679	0.131	0.131	149.3	16:03:11
3	25 D.O Young/P.Kox	Reiter Engineering(DEU)	Lamborghini Gallardo LP600	23	1:27.734	0.186	0.055	149.2	16:37:47
4	37 N.Pastorelli/T.Jäger	All-inkl.com Münnich Motorsport(DE)	Mercedes-Benz SLS AMG	21	1:27.810	0.262	0.076	149.1	16:42:50
5	33 F.Stippler/O.Jarvis	Belgian Audi Club Team WRT(BEL)	Audi R8 LMS	12	1:27.974	0.426	0.164	148.8	16:05:26
6	38 M.Basseng/M.Winkelhock	All-inkl.com Münnich Motorsport(DE)	Mercedes-Benz SLS AMG	20	1:28.032	0.484	0.058	148.7	16:44:24
7	9 M.Parisy/M.Halliday	Exim Bank Team China(CHN)	Porsche 911 GT3 R	14	1:28.265	0.717	0.233	148.3	16:17:02
8	24 A.von Thurn und Taxis/T.Enge	Reiter Engineering(DEU)	Lamborghini Gallardo LP600	12	1:28.505	0.957	0.240	147.9	16:15:05
9	32 S.Ortelli/L.Vanthoor	Belgian Audi Club Team WRT(BEL)	Audi R8 LMS	9	1:28.524	0.976	0.019	147.9	16:03:15
10	2 G.Demoustier/A.Parente	Hexis Racing(FRA)	McLaren MP4-12C	19	1:28.560	1.012	0.036	147.8	16:51:27
11	18 Y.Buurman/M.Bartels	Vita4one Racing Team(DEU)	BMW Z4 GT3	35	1:28.580	1.032	0.020	147.8	17:04:57
12	1 F.Makowiecki/S.Dusseldorp	Hexis Racing(FRA)	McLaren MP4-12C	24	1:28.939	1.391	0.359	147.2	17:03:48
13	17 N.Mayr-Melnhof/M.Lauda	Vita4one Racing Team(DEU)	BMW Z4 GT3	14	1:29.326	1.778	0.387	146.5	16:15:28
14	7 M.Martin/A.Vasiliev	Valmon Racing Team Russia(RUS)	Aston Martin DBRS9	25	1:29.476	1.928	0.150	146.3	17:00:06
15	8 B.Lariche/R.Wei	Exim Bank Team China(CHN)	Porsche 911 GT3 R	16	1:29.777	2.229	0.301	145.8	16:21:38
16	6 A.Zuber/S.Afanasyev	Valmon Racing Team Russia(RUS)	Aston Martin DBRS9	16	1:30.454	2.906	0.677	144.7	16:15:46
17	10 M.Pavlovic/M.Cressoni	Sunred(ESP)	Ford GT	24	1:32.313	4.765	1.859	141.8	17:01:55

Qualifying Time: 1:45.057 Percent: 120%

Publications Time:

Race Director:

Time Keeping:

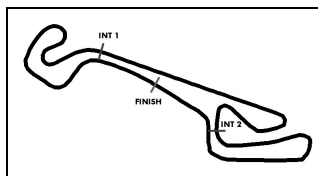
BLANCPAIN Timing

ver: 1.0

gt1world.com

Page 1/ 1 printed: 6.4.2012 17:09





FIA GT1 World Championship

Lap analysis Free Practice 2

Provisional



France
6-9 April 2012

Nogaro, Length: 3636 m
Air temperature: 21.9°C
Track temperature: 28.0°C
Weather condition: Dry

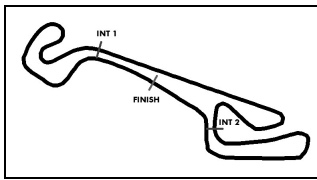
Friday 6.4.2012 15:45

Lap	Time	SE1	SP1	SE2	SP2	SE3	SP3	Lap	Time	SE1	SP1	SE2	SP2	SE3	SP3
1 Frederic Makowiecki, FRA/ Stef Dusseldorp, NLD								theoretical besttime: 1:28.771							
1	4:00.094	2:59.026		28.664	123	32.404		14	9:31.610	8:33.250		28.473	122	29.887	
2	3:24.404	2:23.855		28.437	123	32.112		15	1:29.661	32.545		27.723	127	29.393	
3	3:47.067	2:45.780		28.038	123	33.249		16	1:29.299	32.223		27.761	127	29.315	
4	3:27.856	2:26.594		29.042	123	32.220		17	1:33.203	32.645		28.238	122	32.320	
5	6:10.618	5:12.280		28.454	125	29.884		18	7:27.136	6:26.650		30.624	118	29.862	
6	1:30.064	32.715		27.883	123	29.466		19	1:29.459	32.497		27.597	128	29.365	
7	1:29.506	32.374		27.812	126	29.320		20	1:29.012	32.272		27.562	128	29.178	
8	1:29.243	32.415		27.598	124	29.230		21	1:32.525	32.654		27.919	124	31.952	
9	1:32.375	32.787		27.777	122	31.811		22	5:44.928	4:47.691		27.802	125	29.435	
10	12:36.056	11:34.099		31.301	112	30.656	198	23	1:30.181	33.101		27.668	127	29.412	
11	1:29.598	32.611		27.708	126	29.279		24	1:28.939	32.119		27.536	128	29.284	
12	1:31.393	32.057		27.648	124	31.688		25	1:32.530	32.550		27.714	128	32.266	
13	1:34.012	32.365		27.673	125	33.974									

2 Gregoire Demoustier, FRA/ Alvaro Parente, PRT								theoretical besttime: 1:28.370							
1	3:14.479	2:07.170		31.016	77	36.293		12	5:57.548	4:57.574		28.943	105	31.031	
2	3:37.435	2:32.614		29.863	107	34.958		13	1:30.135	32.896		27.650	121	29.589	
3	3:42.826	2:39.758		30.349	117	32.719		14	1:30.560	32.814		28.207	120	29.539	204
4	7:07.036	6:08.326		28.520	118	30.190		15	1:29.420	32.684		27.535	121	29.201	
5	1:33.325	34.102		28.738	89	30.485		16	1:35.620	33.333		29.219	110	33.068	
6	1:31.185	33.534		27.899	119	29.752		17	6:49.322	5:50.269		29.752	114	29.301	
7	1:30.623	33.180		27.820	124	29.623	201	18	1:28.852	32.464		27.457	119	28.931	
8	1:33.556	33.115		27.874	120	32.567		19	1:28.560	32.217		27.430	120	28.913	204
9	17:32.891	16:31.334		29.596	114	31.961		20	1:31.054	32.283		27.240	125	31.531	
10	1:35.098	33.678		27.717	117	33.703	188	21	7:26.937	5:56.222		47.134	77	43.581	
11	1:39.495	33.277		27.766	114	38.452									

3 Toni Vilander, FIN/ Filip Salaquarda, CZE								theoretical besttime: 1:27.577							
1	4:56.852	3:56.326		30.258	121	30.268	204	19	1:30.023	33.017		27.546	124	29.460	205
2	1:29.518	32.674		27.572	133	29.272	205	20	1:29.149	32.383		27.433	126	29.333	205
3	1:30.204	32.531		27.626	128	30.047	202	21	1:30.956	33.634		27.925	127	29.397	205
4	1:29.547	32.640		27.474	129	29.433	206	22	1:32.528	32.820		28.840	121	30.868	203
5	1:29.213	32.445		27.429	128	29.339	205	23	1:31.192	34.038		27.630	127	29.524	203
6	1:34.125	32.623		27.890	129	33.612		24	1:31.169	32.436		27.382	127	31.351	203
7	2:41.628	1:33.740		34.834	102	33.054	196	25	1:35.800	32.668		27.623	123	35.509	
8	1:32.680	32.979		27.753	127	31.948	206	26	3:13.664	2:12.216		30.021	125	31.427	199
9	1:27.679	31.880		27.062	131	28.737	208	27	1:30.914	33.106		27.640	128	30.168	203
10	1:43.706	42.113		32.211	129	29.382	206	28	1:29.657	32.476		27.584	130	29.597	205
11	1:27.785	31.799		27.041	133	28.945	206	29	1:29.606	32.402		27.609	128	29.595	205
12	1:27.956	31.921		27.093	131	28.942	206	30	1:29.693	32.798		27.636	130	29.259	205
13	1:33.297	32.108		27.546	131	33.643		31	1:28.853	32.264		27.356	127	29.233	205
14	4:05.221	3:07.419		28.097	121	29.705	201	32	1:28.984	32.347		27.402	129	29.235	206
15	1:29.567	32.575		27.532	126	29.460	203	33	1:29.115	32.369		27.524	125	29.222	205
16	1:29.413	32.533		27.335	127	29.545	204	34	1:29.060	32.446		27.362	129	29.252	205
17	1:29.240	32.454		27.441	128	29.345	204	35	1:29.026	32.454		27.325	130	29.247	205
18	1:31.740	34.159		27.720	123	29.861	203	36	1:32.841	32.460		27.322	128	33.059	

4 Enzo Ide, BEL/ Francesco Castellaci, ITA								theoretical besttime: 1:27.446							
1	7:08.640	6:08.461		29.613	111	30.566	200	19	2:45.913	1:48.363		27.812	124	29.738	203
2	1:33.060	35.009		28.379	125	29.672	203	20	1:32.642	32.472		27.644	128	32.526	189
3	1:29.552	32.598		27.424	126	29.530	203	21	1:38.583	33.517		28.214	117	36.852	
4	1:29.718	32.597		27.499	127	29.622	202	22	6:40.586	5:42.374		27.874	128	30.338	202
5	1:29.414	32.601		27.402	129	29.411	205	23	1:30.545	32.677		27.715	123	30.153	204
6	1:33.895	33.292		27.750	122	32.853		24	1:31.328	32.652		28.899	120	29.777	205
7	2:26.300	1:27.343		28.768	117	30.189	205	25	1:30.043	32.631		27.853	122	29.559	205
8	1:27.831	32.064		27.034	130	28.733	207	26	1:29.811	32.667		27.646	121	29.498	205
9	1:27.548	31.679		27.075	128	28.794	207	27	1:29.702	32.735		27.580	125	29.387	206
10	1:28.021	31.740		27.175	130	29.106	206	28	1:32.868	32.777		27.731	124	32.360	
11	1:34.189	34.974		29.201	112	30.014	208	29	5:33.676	4:36.125		28.106	122	29.445	204
12	1:28.667	32.072		27.301	132	29.294	207	30	1:29.971	32.770		27.672	121	29.529	204
13	1:31.245	32.299		27.246	128	31.700		31	1:30.089	32.852		27.636	121	29.601	205



FIA GT1 World Championship



Lap analysis Free Practice 2

Provisional

Nogaro, Length: 3636 m
 Air temperature: 21.9°C
 Track temperature: 28.0°C
 Weather condition: Dry

Friday 6.4.2012 15:45

Lap	Time	SE1	SP1	SE2	SP2	SE3	SP3	Lap	Time	SE1	SP1	SE2	SP2	SE3	SP3
14	6:32.788	5:36.086		27.503	128	29.199	207	32	1:33.341	33.407		27.572	123	32.362	
15	1:28.986	32.270		27.201	125	29.515	205	33	6:28.508	5:20.101		34.644	87	33.763	205
16	1:34.095	34.366		28.697	125	31.032	204	34	1:33.386	32.995		29.865	117	30.526	202
17	1:28.468	32.159		27.274	128	29.035	206	35	1:32.267	34.042		28.298	121	29.927	204
18	1:32.891	32.770		27.773	126	32.348		36	1:43.892	33.645		32.008	104	38.239	

6 Andreas Zuber, AUS/ Sergey Afanasyev, RUS theoretical besttime: 1:30.210

1	3:03.014	1:59.285		31.355	99	32.374	195	12	1:31.690	33.774		28.025	115	29.891	204
2	1:34.943	35.117		28.845	107	30.981	199	13	1:30.695	33.089		27.920	116	29.686	205
3	1:35.496	36.097		28.753	107	30.646	203	14	1:30.482	33.141		27.815	120	29.526	205
4	1:32.451	33.692		28.191	111	30.568	199	15	1:30.642	33.172		27.918	118	29.552	203
5	1:35.999	33.571		28.386	110	34.042		16	1:30.454	32.977		27.707	121	29.770	203
6	3:33.490	2:33.130		29.503	111	30.857	201	17	1:37.146	34.789		28.274	119	34.083	
7	1:32.066	33.599		28.275	112	30.192	203	18	3:44.345	2:41.894		31.551	106	30.900	204
8	1:32.168	33.792		28.213	112	30.163	203	19	1:34.174	33.956		29.513	106	30.705	202
9	1:33.808	34.638		28.381	100	30.789	203	20	1:32.906	33.945		28.527	115	30.434	203
10	1:38.682	34.054		29.722	78	34.906		21	1:32.821	33.894		28.381	113	30.546	203
11	4:00.434	2:54.115		34.141	104	32.178	201	22	1:51.388	34.361		29.225	111	47.802	

7 Maxime Martin, BEL/ Alexej Vasiliev, RUS theoretical besttime: 1:29.206

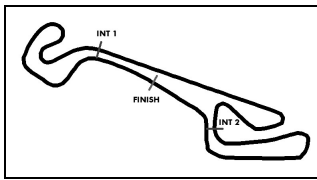
1	6:19.762	5:16.176		30.944	103	32.642	198	14	1:36.202	35.185		28.694	116	32.323	202
2	1:36.738	35.030		29.795	118	31.913	199	15	1:34.354	34.655		28.758	116	30.941	202
3	1:34.389	34.487		28.587	126	31.315	202	16	1:36.675	36.436		29.106	119	31.133	198
4	1:37.957	37.237		28.648	123	32.072	195	17	1:39.937	35.204		29.482	121	35.251	
5	1:35.379	34.916		28.888	118	31.575	200	18	4:14.524	3:14.899		28.770	116	30.855	201
6	1:35.192	34.505		28.753	120	31.934	193	19	1:31.656	33.426		27.957	121	30.273	201
7	1:36.387	34.911		28.831	117	32.645	197	20	1:30.703	33.046		27.749	124	29.908	199
8	1:47.657	35.081		31.151	88	41.425		21	1:44.615	34.217		32.980	110	37.418	
9	13:12.659	12:11.636		29.226	112	31.797	198	22	14:08.638	13:05.313		28.547	118	34.778	
10	1:35.126	34.859		28.662	123	31.605	199	23	5:09.033	4:08.486		29.794	114	30.753	203
11	1:37.723	36.828		29.511	117	31.384	200	24	1:29.565	32.669		27.573	126	29.323	207
12	1:36.727	34.609		30.028	117	32.090	197	25	1:29.476	32.310		27.614	117	29.552	207
13	1:35.528	35.476		28.712	117	31.340	198	26	1:42.553	32.378		30.146	71	40.029	

8 Benjamin Lariche, FRA/ Ren Wei, CHN theoretical besttime: 1:29.514

1	5:31.835	4:25.200		34.088	106	32.547	202	18	8:01.857	6:46.565		32.026	107	43.266	112
2	1:33.621	35.283		28.032	121	30.306	205	19	1:43.182	41.092		29.545	114	32.545	194
3	1:31.809	33.531		28.238	117	30.040	206	20	1:37.606	35.929		29.319	115	32.358	180
4	1:30.660	33.142		27.835	124	29.683	207	21	1:39.059	37.287		29.760	110	32.012	194
5	1:33.424	33.009		27.945	120	32.470		22	1:44.502	37.015		31.681	108	35.806	193
6	5:14.516	4:15.640		28.599	114	30.277	205	23	1:36.681	35.444		29.179	111	32.058	194
7	1:31.002	33.224		27.986	120	29.792	207	24	2:12.325	35.501		1:01.766	88	35.058	191
8	1:30.591	32.976		27.839	119	29.776	207	25	1:38.812	36.388		30.056	113	32.368	193
9	1:30.562	33.067		27.784	116	29.711	207	26	1:36.646	35.213		29.535	114	31.898	196
10	1:33.431	33.217		27.729	120	32.485		27	1:37.454	36.013		29.503	116	31.938	195
11	6:05.838	5:02.740		30.927	115	32.171	202	28	1:37.188	35.779		29.580	113	31.829	196
12	1:31.810	33.551		28.590	117	29.669	206	29	1:38.319	36.328		30.018	109	31.973	195
13	1:30.320	32.934		28.007	121	29.379	208	30	1:45.898	35.766		31.439	95	38.693	
14	1:29.881	32.670		27.770	117	29.441	208	31	5:47.866	4:42.779		32.109	102	32.978	190
15	1:29.855	32.915		27.662	118	29.278	208	32	1:37.860	35.869		29.998	111	31.993	196
16	1:29.777	32.699		27.770	120	29.308	208	33	1:39.755	37.719		29.808	110	32.228	193
17	1:33.057	32.808		27.566	119	32.683		34	1:48.769	40.565		30.611	105	37.593	

9 Mike Parisy, FRA/ Matt Halliday, NZL theoretical besttime: 1:28.046

1	2:45.328	1:40.338		31.974	104	33.016	194	13	1:28.642	32.310		27.280	123	29.052	208
2	1:41.202	37.923		28.901	107	34.378	208	14	1:28.265	32.129		27.177	117	28.959	208
3	1:28.554	32.511		27.198	126	28.845	209	15	1:33.670	34.766		28.834	115	30.070	207
4	1:33.089	32.481		29.314	111	31.294	208	16	1:45.282	32.266		27.072	123	45.944	
5	1:28.349	32.210		27.253	121	28.886	208	17	12:08.691	11:11.235		28.028	124	29.428	207
6	1:40.485	34.105		29.095	105	37.285		18	1:28.288	32.181		27.201	125	28.906	207
7	6:11.488	5:12.790		28.477	122	30.221	208	19	1:38.156	32.181		28.246	103	37.729	207
8	1:28.512	32.296		27.233	123	28.983	208	20	1:29.199	32.502		27.400	126	29.297	204



FIA GT1 World Championship

Lap analysis Free Practice 2

Provisional



Nogaro, Length: 3636 m
 Air temperature: 21.9°C
 Track temperature: 28.0°C
 Weather condition: Dry

Friday 6.4.2012 15:45

Lap	Time	SE1	SP1	SE2	SP2	SE3	SP3	Lap	Time	SE1	SP1	SE2	SP2	SE3	SP3
9	1:30.557	32.831		28.098	119	29.628	208	21	1:29.075	32.766		27.161	127	29.148	210
10	1:28.629	32.375		27.253	121	29.001	207	22	1:29.024	32.416		27.462	123	29.146	209
11	1:34.037	32.188		27.128	121	34.721		23	1:41.523	32.394		31.244	110	37.885	
12	6:15.597	5:18.176		27.706	121	29.715	206								

10 Milos Pavlovic, SRB/ Matteo Cressoni, ITA

theoretical besttime: 1:32.200

1	2:48.966							14	1:37.215	36.143		29.649	108	31.423	194
2	1:41.373							15	1:43.896	34.954		30.716	114	38.226	
3	1:37.754							16	7:05.839	6:02.727		31.785	115	31.327	195
4	1:42.565							17	1:35.053	34.744		29.299	115	31.010	194
5	13:16.959	12:14.343		30.113	118	32.503	194	18	1:33.336	34.327		28.456	115	30.553	197
6	1:38.948	35.448		29.918	107	33.582	187	19	1:39.026	34.085		29.230	109	35.711	
7	2:01.766	39.417		36.287	97	46.062		20	5:28.216	4:23.840		33.067	113	31.309	191
8	8:08.341	7:06.044		30.363	109	31.934	195	21	1:33.594	34.120		28.847	115	30.627	
9	1:36.674	34.915		29.993	90	31.766		22	1:33.175	34.059		28.669	115	30.447	197
10	1:37.123	34.658		29.897	111	32.568		23	1:32.959	33.801		28.753	115	30.405	198
11	1:39.814	34.610		29.688	114	35.516		24	1:32.313	33.490		28.305	116	30.518	197
12	10:29.819	9:18.414		35.809	89	35.596	190	25	1:41.338	33.994		29.427	101	37.917	
13	1:40.867	38.320		30.744	104	31.803	188								

17 Nikolaus Mayr-Melnhof, AUT/ Mathias Lauda, AUT

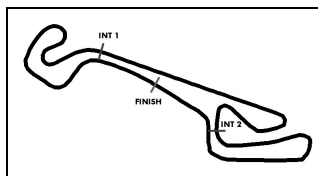
theoretical besttime: 1:29.199

1	2:59.735	1:57.862		30.317	104	31.556	201	17	1:51.682	39.517		31.283	117	40.882	
2	1:30.787	33.275		28.003	117	29.509	204	18	4:42.538	3:43.547		28.940	120	30.051	200
3	1:30.856	33.280		27.854	117	29.722	204	19	1:30.201	32.951		27.791	127	29.459	204
4	1:30.023	32.724		27.899	111	29.400	205	20	1:31.746	32.777		27.804	127	31.165	193
5	1:34.744	33.105		28.063	116	33.576		21	1:31.703	33.186		27.897	128	30.620	201
6	4:28.779	3:30.459		28.683	124	29.637	205	22	1:35.077	32.791		28.035	121	34.251	
7	1:31.214	33.007		28.554	124	29.653	203	23	22:41.320	21:42.272		28.918	120	30.130	203
8	1:30.864	33.139		28.197	124	29.528	205	24	1:29.954	32.641		27.851	125	29.462	202
9	1:30.515	32.853		28.183	126	29.479	204	25	1:29.961	32.663		27.804	126	29.494	204
10	1:30.065	32.806		27.947	129	29.312	205	26	1:29.629	32.509		27.694	128	29.426	203
11	1:34.189	33.150		28.133	119	32.906		27	1:32.509	32.386		27.760	125	32.363	
12	6:08.492	5:09.777		28.860	114	29.855	205	28	3:04.969	2:06.844		28.225	118	29.900	205
13	1:39.333	41.291		28.479	119	29.563	205	29	1:30.743	33.125		27.937	122	29.681	204
14	1:29.326	32.513		27.693	124	29.120	204	30	1:32.095	33.285		29.031	124	29.779	205
15	1:33.504	32.569		29.511	85	31.424	204	31	1:34.827	33.391		28.122	119	33.314	
16	1:29.945	32.709		27.780	120	29.456	204								

18 Yelmer Buurman, NLD/ Michael Bartels, DEU

theoretical besttime: 1:28.501

1	2:16.086	1:14.797		30.513	121	30.776	200	20	10:06.239	9:06.473		28.949	123	30.817	202
2	1:30.472	32.935		28.191	127	29.346	204	21	1:29.004	32.209		27.693	126	29.102	204
3	1:30.177	32.964		28.035	118	29.178	204	22	1:29.023	32.214		27.639	124	29.170	204
4	1:30.152	32.363		28.282	109	29.507	204	23	1:33.105	32.463		29.727	116	30.915	201
5	1:28.799	32.221		27.490	127	29.088	203	24	1:29.708	32.551		27.708	126	29.449	202
6	1:32.412	32.395		29.931	123	30.086	203	25	1:29.440	32.520		27.556	123	29.364	203
7	1:33.948	33.323		28.077	123	32.548		26	1:29.224	32.512		27.559	123	29.153	205
8	6:48.672	5:49.427		28.189	129	31.056	203	27	1:34.199	33.200		28.313	121	32.686	
9	1:30.617	33.200		27.846	124	29.571	199	28	4:31.147	3:33.447		27.976	125	29.724	201
10	1:32.816	33.035		27.689	126	32.092		29	1:29.561	32.561		27.773	124	29.227	203
11	6:08.703	5:09.822		28.134	128	30.747	200	30	1:33.092	32.431		27.806	120	32.855	
12	1:30.682	33.628		27.721	129	29.333	203	31	4:03.693	3:02.793		27.915	130	32.985	203
13	1:28.970	32.268		27.581	122	29.121	204	32	1:29.373	32.595		27.521	125	29.257	205
14	1:32.298	32.625		27.573	124	32.100		33	1:36.337	33.197		28.718	116	34.422	204
15	3:32.498	2:33.531		28.794	120	30.173	201	34	1:28.853	32.405		27.292	129	29.156	205
16	1:31.484	33.105		28.274	116	30.105	200	35	1:28.580	32.239		27.340	126	29.001	203
17	1:30.995	33.027		28.181	119	29.787	202	36	1:28.942	32.402		27.540	125	29.000	205
18	1:30.741	32.955		28.114	119	29.672	202	37	1:32.567	32.426		27.992	127	32.149	
19	1:36.616	34.806		28.825	118	32.985									



FIA GT1 World Championship

Lap analysis Free Practice 2

Provisional



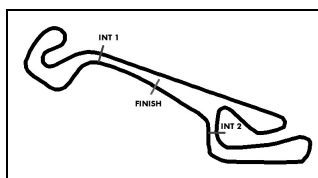
Nogaro, Length: 3636 m
Air temperature: 21.9°C
Track temperature: 28.0°C
Weather condition: Dry

Friday 6.4.2012 15:45

Lap	Time	SE1	SP1	SE2	SP2	SE3	SP3	Lap	Time	SE1	SP1	SE2	SP2	SE3	SP3
24 Albert von Thurn und Taxis, DEU/ Tomas Enge, CZE								theoretical besttime: 1:28.389							
1	7:29.361	6:27.062		31.067	114	31.232	199	14	1:31.303	32.196		27.320	133	31.787	
2	1:30.841	33.241		28.010	122	29.590	202	15	32:17.993	31:19.699		28.549	120	29.745	198
3	1:30.383	32.787		28.039	124	29.557	202	16	1:30.520	32.729		27.899	124	29.892	197
4	1:29.475	32.439		27.741	126	29.295	202	17	1:29.658	32.424		27.842	119	29.392	200
5	1:29.891	32.451		28.121	119	29.319	200	18	1:29.770	32.449		27.639	121	29.682	201
6	1:29.551	32.385		27.663	120	29.503		19	1:29.884	32.599		27.760	120	29.525	199
7	1:32.970	32.659		28.081	120	32.230		20	1:30.162	32.843		27.758	124	29.561	200
8	7:36.354	6:36.494		29.544	117	30.316	202	21	1:33.232	32.769		27.871	119	32.592	
9	1:30.626	33.338		27.804	131	29.484	204	22	3:50.795	2:52.472		28.113	121	30.210	199
10	1:28.763	32.254		27.376	131	29.133	204	23	1:31.466	33.463		27.995	126	30.008	199
11	1:29.302	32.589		27.407	130	29.306	204	24	1:31.471	33.203		28.056	126	30.212	198
12	1:28.505	32.155		27.253	132	29.097	202	25	1:34.377	33.310		28.034	127	33.033	
13	1:28.569	32.039		27.292	136	29.238	204								

Lap	Time	SE1	SP1	SE2	SP2	SE3	SP3	Lap	Time	SE1	SP1	SE2	SP2	SE3	SP3
25 Darryl O Young, HNK/ Peter Kox, NLD								theoretical besttime: 1:27.734							
1	2:36.818	1:33.538		31.020	107	32.260	196	19	1:29.687	32.569		27.666	124	29.452	203
2	1:33.860	34.861		28.749	114	30.250	202	20	1:34.610	33.162		27.860	122	33.588	
3	1:30.162	32.903		27.860	114	29.399	203	21	7:45.603	6:39.440		31.876	113	34.287	153
4	1:29.577	32.430		27.640	124	29.507	202	22	1:34.663	35.477		28.912	119	30.274	204
5	1:29.648	32.528		27.637	129	29.483	202	23	1:27.734	31.845		27.181	126	28.708	204
6	1:29.226	32.155		27.605	123	29.466	203	24	1:34.038	31.965		28.325	121	33.748	
7	1:33.099	32.938		28.164	122	31.997		25	10:25.440	9:26.552		28.707	124	30.181	202
8	6:01.467	5:03.575		28.151	122	29.741	199	26	1:30.431	33.094		27.707	122	29.630	203
9	1:30.172	32.601		28.037	116	29.534	202	27	1:30.065	32.813		27.673	125	29.579	201
10	1:29.793	32.560		27.682	125	29.551	203	28	1:37.234	33.699		29.947	119	33.588	
11	1:30.101	32.899		27.735	119	29.467	203	29	3:54.255	2:55.958		28.191	119	30.106	201
12	1:29.853	32.469		27.695	121	29.689	203	30	1:31.623	33.428		28.013	122	30.182	202
13	1:34.171	32.980		28.312	115	32.879		31	1:31.254	33.160		27.894	121	30.200	202
14	4:25.032	3:26.760		28.373	126	29.899	202	32	1:31.466	33.237		27.965	125	30.264	202
15	1:29.741	32.455		27.715	124	29.571	201	33	1:31.832	33.391		28.222	117	30.219	201
16	1:33.395	32.700		28.408	123	32.287		34	1:31.807	33.498		28.062	122	30.247	202
17	4:39.158	3:41.453		28.060	127	29.645	203	35	1:35.539	33.566		28.450	117	33.523	
18	1:30.132	32.625		27.827	124	29.680	203								

Lap	Time	SE1	SP1	SE2	SP2	SE3	SP3	Lap	Time	SE1	SP1	SE2	SP2	SE3	SP3
32 Stephane Ortelli, MON/ Laurens Vanthoor, BEL								theoretical besttime: 1:28.071							
1	2:24.330	1:24.918		29.189	119	30.223	200	24	1:30.919	32.509		27.927	123	30.483	195
2	1:30.378	33.520		27.683	122	29.175	204	25	1:31.012	32.833		27.797	123	30.382	199
3	1:30.476	32.181		29.206	122	29.089	203	26	1:30.680	32.768		27.756	124	30.156	201
4	1:28.884	32.355		27.556	125	28.973	205	27	1:29.841	32.516		27.763	124	29.562	201
5	1:32.422	32.385		27.762	124	32.275		28	1:30.134	32.869		27.814	122	29.451	203
6	5:17.683	4:17.263		30.466	114	29.954	201	29	1:34.830	33.851		28.029	121	32.950	
7	1:29.217	32.451		27.625	124	29.141	204	30	3:28.476	2:30.451		28.229	122	29.796	199
8	1:33.256	31.825		28.931	91	32.500	205	31	1:30.947	32.470		28.983	120	29.494	203
9	1:28.524	31.799		27.299	126	29.426	200	32	1:29.701	32.639		27.763	124	29.299	200
10	1:30.987	32.581		29.229	116	29.177	203	33	1:29.503	32.395		27.635	120	29.473	198
11	1:28.530	32.004		27.502	125	29.024	204	34	1:29.234	32.338		27.712	124	29.184	203
12	1:34.091	32.194		27.786	121	34.111		35	1:29.461	32.410		27.643	122	29.408	203
13	4:11.606	3:13.136		28.573	118	29.897	201	36	1:29.949	32.632		27.944	123	29.373	204
14	1:30.310	32.608		27.997	125	29.705	199	37	1:34.622	37.448		27.904	123	29.270	204
15	1:30.341	32.897		27.931	124	29.513	200	38	1:29.315	32.414		27.673	123	29.228	202
16	1:30.350	32.859		28.048	124	29.443	203	39	1:29.388	32.481		27.682	124	29.225	203
17	1:29.622	32.641		27.840	124	29.141	205	40	1:29.395	32.376		27.696	121	29.323	201
18	1:30.173	32.369		28.142	112	29.662	203	41	1:29.545	32.386		27.674	122	29.485	202
19	1:30.738	33.308		27.979	122	29.451	202	42	1:29.426	32.431		27.649	122	29.346	204
20	1:29.878	32.577		28.016	122	29.285	203	43	1:29.382	32.390		27.669	125	29.323	205
21	1:29.675	32.559		27.787	120	29.329	203	44	1:29.548	32.656		27.652	123	29.240	205
22	1:30.841	32.390		27.994	120	30.457	200	45	1:29.698	32.609		27.704	124	29.385	203
23	1:32.115	34.705		28.060	122	29.350	203	46	1:33.361	32.355		27.966	122	33.040	



FIA GT1 World Championship

Lap analysis Free Practice 2

Provisional



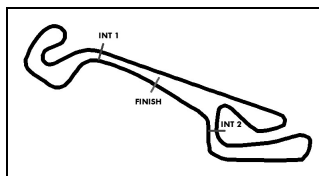
Nogaro, Length: 3636 m
 Air temperature: 21.9°C
 Track temperature: 28.0°C
 Weather condition: Dry

Friday 6.4.2012 15:45

Lap	Time	SE1	SP1	SE2	SP2	SE3	SP3	Lap	Time	SE1	SP1	SE2	SP2	SE3	SP3
33 Frank Stippler, DEU/ Oliver Jarvis, GBR								theoretical besttime: 1:27.872							
1	2:47.463	1:43.817		31.012	113	32.634	187	25	1:31.386	32.917		27.740	124	30.729	201
2	1:32.243	34.512		28.230	123	29.501	203	26	1:30.385	32.475		27.549	124	30.361	203
3	1:29.212	32.389		27.419	129	29.404	203	27	1:31.226	33.064		27.679	110	30.483	201
4	1:29.115	32.254		27.438	127	29.423	204	28	1:29.759	32.331		27.498	125	29.930	202
5	1:28.897	32.248		27.405	130	29.244	204	29	1:29.411	32.323		27.495	126	29.593	202
6	1:33.489	32.316		28.426	119	32.747		30	1:30.656	33.235		27.681	124	29.740	203
7	2:40.434	1:39.793		29.749	116	30.892	202	31	1:30.549	32.324		28.397	121	29.828	202
8	1:30.646	33.266		27.927	128	29.453	205	32	1:29.459	32.398		27.499	125	29.562	203
9	1:28.265	31.802		27.287	127	29.176	203	33	1:29.135	32.175		27.608	124	29.352	204
10	1:31.258	32.731		29.131	112	29.396	204	34	1:29.706	32.549		27.519	125	29.638	202
11	1:28.035	31.892		27.360	129	28.783	204	35	1:33.221	33.215		27.679	115	32.327	
12	1:27.974	31.839		27.289	129	28.846	203	36	2:19.228	1:19.759		29.206	116	30.263	197
13	1:32.856	32.053		28.267	122	32.536		37	1:31.010	33.470		27.803	125	29.737	200
14	6:41.355	5:42.975		28.642	125	29.738	199	38	1:29.794	32.739		27.696	124	29.359	203
15	1:29.510	32.563		27.660	129	29.287	200	39	1:29.370	32.734		27.650	120	28.986	201
16	1:29.323	32.367		27.687	124	29.269	202	40	1:29.660	32.515		27.589	127	29.556	202
17	1:29.392	32.415		27.674	125	29.303	205	41	1:29.508	32.602		27.561	125	29.345	202
18	1:28.725	32.187		27.453	129	29.085	203	42	1:29.540	32.766		27.343	125	29.431	203
19	1:30.338	32.367		27.745	121	30.226	204	43	1:32.405	32.561		27.682	122	32.162	
20	1:32.032	33.799		28.679	121	29.554	202	44	2:43.631	1:44.899		28.726	119	30.006	201
21	1:28.985	32.324		27.412	128	29.249	204	45	1:35.047	33.712		28.325	119	33.010	
22	1:29.982	32.393		28.129	119	29.460	202	46	2:05.582	1:08.055		27.924	123	29.603	203
23	1:29.461	32.345		27.651	126	29.465	202	47	1:29.672	32.705		27.698	122	29.269	203
24	1:33.594	34.274		27.769	122	31.551	197	48	1:33.508	33.028		27.665	126	32.815	

Lap	Time	SE1	SP1	SE2	SP2	SE3	SP3	Lap	Time	SE1	SP1	SE2	SP2	SE3	SP3
37 Nicky Pastorelli, ITA/ Thomas Jäger, DEU								theoretical besttime: 1:27.534							
1	2:53.615	1:49.562		31.555	110	32.498	201	17	5:56.987	4:57.220		29.777	124	29.990	205
2	1:30.626	33.263		27.862	124	29.501	205	18	1:32.728	32.648		29.997	108	30.083	204
3	1:28.995	32.304		27.501	127	29.190	204	19	1:28.054	32.113		27.164	128	28.777	205
4	1:29.056	32.269		27.359	130	29.428	201	20	1:33.345	31.672		30.539	106	31.134	205
5	1:28.535	32.047		27.484	129	29.004	205	21	1:27.810	31.803		27.085	129	28.922	206
6	1:31.101	32.100		27.337	128	31.664		22	1:30.723	31.863		27.281	123	31.579	
7	4:17.608	3:20.795		27.502	124	29.311	206	23	11:19.475	10:20.556		29.002	124	29.917	199
8	1:28.805	32.194		27.484	127	29.127	205	24	1:29.895	32.704		27.641	122	29.550	202
9	1:28.476	32.081		27.263	125	29.132	205	25	1:29.221	32.521		27.387	127	29.313	204
10	1:31.567	32.140		27.614	118	31.813		26	1:29.317	32.431		27.568	130	29.318	203
11	9:34.203	8:35.966		27.889	126	30.348	205	27	1:29.390	32.452		27.453	111	29.485	203
12	1:29.680	32.553		27.426	129	29.701	203	28	1:28.955	32.453		27.366	127	29.136	204
13	1:32.582	32.575		27.616	129	32.391		29	1:29.200	32.538		27.341	126	29.321	203
14	5:23.016	4:25.838		27.678	121	29.500	205	30	1:30.403	32.656		27.677	130	30.070	202
15	1:32.555	32.681		27.525	122	32.349		31	1:34.803	33.179		27.978	123	33.646	
16	7:11.399	5:59.938		30.076	115	41.385									

Lap	Time	SE1	SP1	SE2	SP2	SE3	SP3	Lap	Time	SE1	SP1	SE2	SP2	SE3	SP3
38 Marc Basseng, DEU/ Marcus Winkelhock, DEU								theoretical besttime: 1:27.923							
1	3:15.712	2:10.241		33.085	108	32.386	193	17	1:28.247	32.211		27.189	127	28.847	206
2	1:34.460	34.808		29.821	126	29.831	204	18	1:33.802	32.014		31.870	114	29.918	207
3	1:36.224	32.596		28.652	127	34.976		19	1:28.121	32.047		27.226	127	28.848	205
4	7:55.163	6:51.183		32.555	115	31.425	197	20	1:28.032	31.927		27.149	130	28.956	204
5	1:34.930	34.386		29.771	119	30.773	201	21	1:31.983	32.038		27.491	128	32.454	
6	1:43.643	38.692		35.319	120	29.632	204	22	6:21.839	5:24.228		27.757	125	29.854	200
7	1:29.620	32.685		27.543	127	29.392	205	23	1:29.208	32.597		27.564	130	29.047	204
8	1:29.268	32.539		27.389	125	29.340	205	24	1:29.113	32.231		27.613	134	29.269	202
9	1:29.067	32.543		27.442	125	29.082	206	25	1:29.447	32.555		27.695	126	29.197	202
10	1:33.585	32.654		27.958	118	32.973		26	1:29.410	32.332		27.619	127	29.459	192
11	7:28.331	6:26.934		31.061	117	30.336	204	27	1:29.316	32.488		27.608	128	29.220	205
12	1:29.811	32.866		27.544	126	29.401	205	28	1:29.415	32.542		27.583	128	29.290	205
13	1:29.479	32.546		27.468	125	29.465	203	29	1:29.689	32.426		27.967	124	29.296	206
14	1:36.737	34.480		28.412	116	33.845		30	1:29.732	32.630		27.745	127	29.357	206
15	16:08.447	15:07.816		30.006	114	30.625	205	31	1:29.672	32.533		27.736	128	29.403	206
16	1:31.663	32.392		28.735	112	30.536	202	32	1:31.887	32.542		27.863	125	31.482	



FIA GT1 World Championship

Results Qualifying 1

Provisional



Nogaro, Length: 3636 m
Air temperature: 13.7°C
Track temperature: 18.3°C
Weather condition: Dry

Saturday 7.4.2012 15:45

started : 17 classified : 17 not classified : 0

	Drivers	Team	Car	Lap	Best Time	Gap	Diff	Kph	Day Time
1	3 T.Vilander/F.Salaquarda	AF Corse(ITA)	Ferrari 458 Italia	3	1:26.776			150.8	15:50:36
2	33 F.Stippler/O.Jarvis	Belgian Audi Club Team WRT(BEL)	Audi R8 LMS	5	1:26.915	0.139	0.139	150.6	15:52:57
3	32 S.Ortelli/L.Vanthoor	Belgian Audi Club Team WRT(BEL)	Audi R8 LMS	4	1:26.930	0.154	0.015	150.6	15:51:22
4	25 D.O Young/P.Kox	Reiter Engineering(DEU)	Lamborghini Gallardo LP600	4	1:27.058	0.282	0.128	150.4	15:51:34
5	9 M.Parisy/M.Halliday	Exim Bank Team China(CHN)	Porsche 911 GT3 R	4	1:27.220	0.444	0.162	150.1	15:52:14
6	24 A.von Thurn und Taxis/T.Engel	Reiter Engineering(DEU)	Lamborghini Gallardo LP600	4	1:27.418	0.642	0.198	149.7	15:51:36
7	38 M.Basseng/M.Winkelhock	All-inkl.com Münnich Motorsport(DE)	Mercedes-Benz SLS AMG	3	1:27.617	0.841	0.199	149.4	15:49:52
8	4 E.Ide/F.Castellaci	AF Corse(ITA)	Ferrari 458 Italia	3	1:27.932	1.156	0.315	148.9	15:50:58
9	1 F.Makowiecki/S.Dusseldorp	Hexis Racing(FRA)	McLaren MP4-12C	5	1:28.004	1.228	0.072	148.7	15:55:00
10	18 Y.Buurman/M.Bartels	Vita4one Racing Team(DEU)	BMW Z4 GT3	6	1:28.308	1.532	0.304	148.2	15:54:59
11	17 N.Mayr-Melnhof/M.Lauda	Vita4one Racing Team(DEU)	BMW Z4 GT3	4	1:28.571	1.795	0.263	147.8	15:51:56
12	7 M.Martin/A.Vasiliev	Valmon Racing Team Russia(RUS)	Aston Martin DBRS9	9	1:28.724	1.948	0.153	147.5	16:03:47
13	2 G.Demoustier/A.Parente	Hexis Racing(FRA)	McLaren MP4-12C	11	1:28.873	2.097	0.149	147.3	16:04:59
14	37 N.Pastorelli/T.Jäger	All-inkl.com Münnich Motorsport(DE)	Mercedes-Benz SLS AMG	5	1:29.163	2.387	0.290	146.8	15:54:05
15	8 B.Lariche/R.Wei	Exim Bank Team China(CHN)	Porsche 911 GT3 R	6	1:29.325	2.549	0.162	146.5	15:55:17
16	6 A.Zuber/S.Afanasyev	Valmon Racing Team Russia(RUS)	Aston Martin DBRS9	4	1:29.921	3.145	0.596	145.6	15:51:52
17	10 M.Pavlovic/M.Cressoni	Sunred(ESP)	Ford GT	10	1:31.835	5.059	1.914	142.5	16:04:49

Publications Time:

Race Director:

Time Keeping:

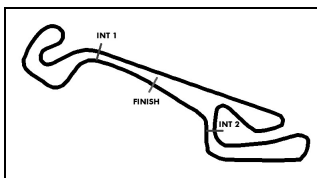
BLANCPAIN Timing

ver: 1.0

gt1world.com

Page 1/ 1 printed: 7.4.2012 16:07





FIA GT1 World Championship

Lap analysis Qualifying 1

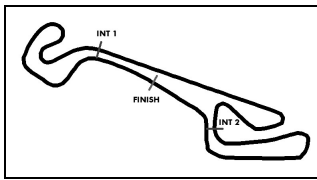
Provisional



Nogaro, Length: 3636 m
Air temperature: 13.7°C
Track temperature: 18.3°C
Weather condition: Dry

Saturday 7.4.2012 15:45

Lap	Time	SE1	SP1	SE2	SP2	SE3	SP3	Lap	Time	SE1	SP1	SE2	SP2	SE3	SP3
1 Frederic Makowiecki, FRA/ Stef Dusseldorp, NLD								theoretical besttime: 1:27.842							
1	4:04.687	2:54.701		35.682	106	34.304	187	4	1:28.170	31.943		27.266	129	28.961	
2	1:31.446	34.202		27.636	123	29.608		5	1:28.004	31.864		27.187	129	28.953	
3	1:28.009	32.031		27.100	128	28.878		6	1:37.845	35.030		28.301	114	34.514	
2 Gregoire Demoustier, FRA/ Alvaro Parente, PRT								theoretical besttime: 1:28.873							
1	3:07.410	2:00.981		32.228	93	34.201	191	7	1:37.479	36.269		29.247	107	31.963	197
2	1:33.446	35.002		28.102	113	30.342		8	1:33.476	34.221		28.424	113	30.831	199
3	1:30.141	33.329		27.303	121	29.509	203	9	1:31.218	33.257		27.753	120	30.208	
4	1:30.002	32.984		27.620	123	29.398	202	10	1:29.796	32.848		27.385	122	29.563	202
5	1:33.296	33.227		27.509	123	32.560		11	1:28.873	32.537		27.267	124	29.069	
6	3:03.760	1:57.772		31.842	103	34.146	189	12	1:37.505	33.030		28.053	114	36.422	
3 Toni Vilander, FIN/ Filip Salaquarda, CZE								theoretical besttime: 1:26.776							
1	2:32.136	1:24.916		35.535	106	31.685	199	4	1:37.193	36.931		31.409	130	28.853	208
2	1:37.760	34.396		34.241	129	29.123	205	5	1:26.935	31.550		26.743	133	28.642	207
3	1:26.776	31.481		26.739	135	28.556	205	6	1:34.044	31.686		26.920	133	35.438	
4 Enzo Ide, BEL/ Francesco Castellaci, ITA								theoretical besttime: 1:27.869							
1	2:58.964	1:51.919		32.715	78	34.330	195	5	1:28.257	32.106		27.077	129	29.074	206
2	1:31.017	34.026		27.836	124	29.155	207	6	1:38.758	36.047		30.590	116	32.121	194
3	1:27.932	32.169		27.021	128	28.742	206	7	1:34.291	32.965		27.860	118	33.466	
4	1:28.261	32.172		27.183	130	28.906	206								
6 Andreas Zuber, AUS/ Sergey Afanasyev, RUS								theoretical besttime: 1:29.921							
1	2:11.736	1:07.130		31.600	105	33.006	199	6	6:05.371	4:46.595		34.013	92	44.763	
2	1:37.551	34.304		29.100	111	34.147	199	7	3:47.377	2:43.228		29.645	109	34.504	198
3	1:32.963	34.911		27.930	121	30.122	204	8	1:32.901	34.070		28.468	112	30.363	203
4	1:29.921	32.841		27.549	123	29.531	205	9	1:45.070	35.797		29.860	104	39.413	
5	1:35.117	33.268		27.983	118	33.866									
7 Maxime Martin, BEL/ Alexej Vasiliev, RUS								theoretical besttime: 1:28.724							
1	2:05.237	56.014		33.698	86	35.525	196	7	3:49.833	2:46.088		30.970	107	32.775	199
2	1:38.112	35.629		31.328	100	31.155	204	8	1:32.382	33.658		28.737	121	29.987	205
3	1:29.616	32.597		27.585	123	29.434	205	9	1:28.724	32.197		27.330	121	29.197	206
4	1:33.593	32.266		28.436	124	32.891		10	1:29.798	32.338		28.236	118	29.224	206
5	3:32.141	2:32.110		29.746	117	30.285	203	11		33.194		27.635	126		
6	1:37.496	35.086		28.804	118	33.606									
8 Benjamin Lariche, FRA/ Ren Wei, CHN								theoretical besttime: 1:29.133							
1	2:15.235	1:02.814		34.650	102	37.771	198	5	1:52.674	48.473		31.865	119	32.336	205
2	1:38.051	36.426		29.266	118	32.359	205	6	1:29.325	32.414		27.607	121	29.304	207
3	1:29.765	32.878		27.431	125	29.456	206	7	1:29.925	32.398		27.814	121	29.713	206
4	1:32.037	32.598		29.043	116	30.396	207	8	1:38.381	33.408		28.899	112	36.074	
9 Mike Parisy, FRA/ Matt Halliday, NZL								theoretical besttime: 1:26.797							
1	2:29.089	1:06.874		42.250	99	39.965	151	4	1:27.220	31.392		26.979	125	28.849	209
2	1:50.332	43.196		35.743	97	31.393	206	5	1:27.414	31.758		26.867	129	28.789	209
3	1:27.572	32.120		26.914	126	28.538	209	6	1:47.557	34.066		35.017	109	38.474	
10 Milos Pavlovic, SRB/ Matteo Cressoni, ITA								theoretical besttime: 1:31.779							
1	2:06.996	56.534		33.658	87	36.804	192	7	2:56.205	1:51.872		31.248	104	33.085	195
2	1:37.589	35.416		30.188	104	31.985	196	8	1:34.379	33.910		28.896	119	31.573	194
3	1:47.906	33.749		30.278	103	43.879		9	1:32.177	33.488		28.265	117	30.424	196
4	2:48.995	1:48.544		29.173	111	31.278	192	10	1:31.835	33.544		28.078	120	30.213	198
5	1:33.012	33.991		28.325	114	30.696	195	11	1:32.497	33.775		28.312	123	30.410	193
6	2:19.947	43.990		46.518	91	49.439									



FIA GT1 World Championship

Lap analysis Qualifying 1

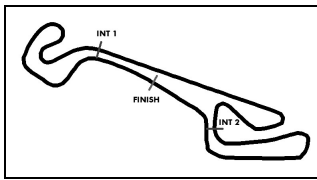
Provisional



Nogaro, Length: 3636 m
 Air temperature: 13.7°C
 Track temperature: 18.3°C
 Weather condition: Dry

Saturday 7.4.2012 15:45

Lap	Time	SE1	SP1	SE2	SP2	SE3	SP3	Lap	Time	SE1	SP1	SE2	SP2	SE3	SP3
17 Nikolaus Mayr-Melnhof, AUT/ Mathias Lauda, AUT								theoretical besttime: 1:28.571							
1	2:21.145	1:06.058		37.086	93	38.001	189	7	1:38.335	34.036		31.435	63	32.864	194
2	1:37.849	34.746		28.770	122	34.333	202	8	1:39.195	33.597		29.975	108	35.623	
3	1:29.271	32.429		27.710	128	29.132	201	9	3:08.688	1:58.818		33.819	106	36.051	189
4	1:28.571	32.097		27.587	126	28.887	203	10	1:36.585	35.227		30.431	117	30.927	195
5	1:29.293	32.672		27.591	126	29.030	203	11	1:29.808	32.799		27.813	124	29.196	203
6	1:29.331	32.206		27.913	126	29.212	201	12	1:34.006	32.652		28.462	119	32.892	
18 Yelmer Buurman, NLD/ Michael Bartels, DEU								theoretical besttime: 1:28.200							
1	2:19.914	1:05.079		36.798	103	38.037	194	6	1:28.308	31.758		27.417	125	29.133	202
2	1:38.279	34.613		28.833	123	34.833	201	7	1:33.519	32.323		28.745	119	32.451	
3	1:29.124	32.373		27.382	127	29.369	195	8	3:08.138	2:02.457		31.380	99	34.301	190
4	1:28.402	31.960		27.310	129	29.132	185	9	1:38.223	34.570		30.946	107	32.707	196
5	1:35.095	33.300		32.433	106	29.362	203	10	1:34.610	33.487		28.035	118	33.088	
24 Albert von Thurn und Taxis, DEU/ Tomas Enge, CZE								theoretical besttime: 1:27.278							
1	2:04.305	55.508		33.225	89	35.572	185	4	1:27.418	31.618		27.004	134	28.796	205
2	1:37.376	35.520		30.698	118	31.158	200	5	1:33.624	31.808		26.936	133	34.880	
3	1:27.702	31.973		27.005	131	28.724	204								
25 Darryl O Young, HNK/ Peter Kox, NLD								theoretical besttime: 1:27.058							
1	2:02.719	55.056		33.015	94	34.648	195	5	1:34.348	31.739		27.815	122	34.794	
2	1:36.487	36.375		29.487	117	30.625	196	6	3:42.094	2:30.689		33.215	103	38.190	181
3	1:28.135	32.256		27.066	130	28.813	205	7	1:46.701	38.163		31.274	103	37.264	
4	1:27.058	31.490		26.927	124	28.641	205								
32 Stephane Ortelli, MON/ Laurens Vanthoor, BEL								theoretical besttime: 1:26.916							
1	1:56.385	49.926		32.545	110	33.914	195	4	1:26.930	31.481		27.013	128	28.436	205
2	1:31.054	33.772		28.046	122	29.236	204	5	1:27.083	31.467		27.149	128	28.467	205
3	1:27.641	31.836		27.242	127	28.563	204	6	1:34.807	34.108		27.889	121	32.810	
33 Frank Stippler, DEU/ Oliver Jarvis, GBR								theoretical besttime: 1:26.817							
1	2:00.658	53.686		34.050	98	32.922	195	4	1:27.222	31.684		27.014	128	28.524	204
2	1:35.127	36.182		29.117	108	29.828	201	5	1:26.915	31.326		26.967	128	28.622	204
3	1:27.750	32.133		27.037	132	28.580	204	6	1:31.535	31.849		27.283	127	32.403	
37 Nicky Pastorelli, ITA/ Thomas Jäger, DEU								theoretical besttime: 1:28.764							
1	1:58.261	54.318		31.334	105	32.609	193	5	1:29.163	32.589		27.286	124	29.288	200
2	1:36.872	34.347		28.463	117	34.062		6	1:29.535	32.318		27.830	123	29.387	201
3	2:28.930	1:25.182		32.343	111	31.405	192	7	1:34.815	32.190		29.980	111	32.645	192
4	1:31.836	33.907		28.179	121	29.750	197	8	1:36.920	32.482		28.323	123	36.115	
38 Marc Basseng, DEU/ Marcus Winkelhock, DEU								theoretical besttime: 1:27.481							
1	1:53.558	46.956		33.666	96	32.936	196	4	1:27.830	31.899		27.204	130	28.727	205
2	1:31.051	33.903		27.933	129	29.215	205	5	1:27.641	31.785		27.169	128	28.687	205
3	1:27.617	31.921		27.128	130	28.568	205	6	1:32.080	32.032		27.256	132	32.792	



FIA GT1 World Championship

Results Qualifying 2

Provisional



Nogaro, Length: 3636 m
Air temperature: 13.7°C
Track temperature: 18.2°C
Weather condition: Dry

Saturday 7.4.2012 16:12

started : 16 classified : 16 not classified : 0

	Drivers	Team	Car	Lap	Best Time	Gap	Diff	Kph	Day Time
1	24 A.von Thurn und Taxis/T.Engel	Reiter Engineering(DEU)	Lamborghini Gallardo LP600	8	1:26.400			151.5	16:25:06
2	4 E.Ide/F.Castellaci	AF Corse(ITA)	Ferrari 458 Italia	3	1:26.705	0.305	0.305	151.0	16:16:47
3	33 F.Stippler/O.Jarvis	Belgian Audi Club Team WRT(BEL)	Audi R8 LMS	4	1:26.736	0.336	0.031	150.9	16:18:19
4	32 S.Ortelli/L.Vanthoor	Belgian Audi Club Team WRT(BEL)	Audi R8 LMS	6	1:26.750	0.350	0.014	150.9	16:21:24
5	38 M.Basseng/M.Winkelhock	All-inkl.com Münnich Motorsport(DE)	Mercedes-Benz SLS AMG	9	1:26.876	0.476	0.126	150.7	16:26:56
6	3 T.Vilander/F.Salaquarda	AF Corse(ITA)	Ferrari 458 Italia	4	1:26.907	0.507	0.031	150.6	16:19:08
7	37 N.Pastorelli/T.Jäger	All-inkl.com Münnich Motorsport(DE)	Mercedes-Benz SLS AMG	8	1:26.916	0.516	0.009	150.6	16:25:10
8	2 G.Demoustier/A.Parente	Hexis Racing(FRA)	McLaren MP4-12C	7	1:27.017	0.617	0.101	150.4	16:23:02
9	9 M.Parisy/M.Halliday	Exim Bank Team China(CHN)	Porsche 911 GT3 R	9	1:27.099	0.699	0.082	150.3	16:27:45
10	25 D.O Young/P.Kox	Reiter Engineering(DEU)	Lamborghini Gallardo LP600	3	1:27.321	0.921	0.222	149.9	16:16:37
11	17 N.Mayr-Melnhof/M.Lauda	Vita4one Racing Team(DEU)	BMW Z4 GT3	9	1:27.765	1.365	0.444	149.1	16:27:35
12	18 Y.Buurman/M.Bartels	Vita4one Racing Team(DEU)	BMW Z4 GT3	6	1:27.895	1.495	0.130	148.9	16:22:57
13	7 M.Martin/A.Vasiliev	Valmon Racing Team Russia(RUS)	Aston Martin DBRS9	3	1:32.763	6.363	4.868	141.1	16:17:13
15	8 B.Lariche/R.Weil	Exim Bank Team China(CHN)	Porsche 911 GT3 R	0	1:29.325				
16	6 A.Zuber/S.Afanasyev	Valmon Racing Team Russia(RUS)	Aston Martin DBRS9	0	1:29.921				
17	10 M.Pavlovic/M.Cressoni	Sunred(ESP)	Ford GT	0	1:31.835				

Publications Time:

Race Director:

Time Keeping:

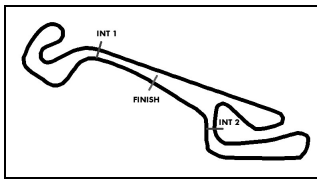
BLANCPAIN Timing

ver: 1.0

gt1world.com

Page 1/ 1 printed: 7.4.2012 16:34





FIA GT1 World Championship

Lap analysis Qualifying 2

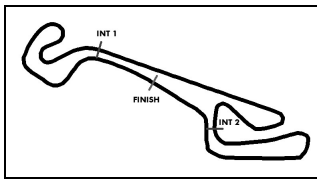
Provisional



Nogaro, Length: 3636 m
Air temperature: 13.7°C
Track temperature: 18.2°C
Weather condition: Dry

Saturday 7.4.2012 16:12

Lap	Time	SE1	SP1	SE2	SP2	SE3	SP3	Lap	Time	SE1	SP1	SE2	SP2	SE3	SP3
2 Gregoire Demoustier, FRA/ Alvaro Parente, PRT								theoretical besttime: 1:26.951							
1	2:04.524	59.291		30.564	98	34.669	184	5	1:27.193	31.721		26.958	124	28.514	206
2	1:34.467	34.214		29.976	93	30.277	206	6	1:33.147	34.634		29.843	118	28.670	208
3	1:27.480	31.994		27.100	120	28.386		7	1:27.017	31.685		26.880	123	28.452	
4	1:28.947	31.705		27.017	126	30.225		8	1:33.692	33.541		28.015	117	32.136	
3 Toni Vilander, FIN/ Filip Salaquarda, CZE								theoretical besttime: 1:26.864							
1	2:43.971	1:32.958		36.422	105	34.591	202	5	1:27.014	31.698		26.645	132	28.671	207
2	1:30.219	33.542		27.522	124	29.155	204	6	1:29.130	32.020		28.029	122	29.081	208
3	1:27.765	32.086		26.961	128	28.718	205	7	1:27.441	31.964		26.823	134	28.654	207
4	1:26.907	31.635		26.688	132	28.584	207	8	1:34.735	32.820		27.367	126	34.548	
4 Enzo Ide, BEL/ Francesco Castellaci, ITA								theoretical besttime: 1:26.556							
1	1:51.497	45.851		30.885	115	34.761	198	3	1:26.705	31.690		26.542	133	28.473	206
2	1:29.474	33.233		27.218	124	29.023	203	4	1:33.424	31.541		27.865	117	34.018	
7 Maxime Martin, BEL/ Alexej Vasiliev, RUS								theoretical besttime: 1:32.665							
1	2:05.386	1:00.229		31.344	108	33.813	198	4	1:34.250	34.870		28.440	117	30.940	201
2	1:35.106	34.913		29.236	113	30.957	201	5	1:34.760	33.798		29.619	116	31.343	201
3	1:32.763	33.896		28.173	126	30.694	202	6	1:43.034	34.490		29.138	102	39.406	
9 Mike Parisy, FRA/ Matt Halliday, NZL								theoretical besttime: 1:27.006							
1	2:02.900	54.121		31.854	90	36.925	185	6	2:48.929	1:47.921		30.523	114	30.485	204
2	1:52.619	42.804		36.477	109	33.338	206	7	1:34.344	33.573		31.123	113	29.648	207
3	1:27.782	31.967		27.025	120	28.790	207	8	1:27.418	31.904		26.861	123	28.653	209
4	1:27.268	31.674		26.805	123	28.789	209	9	1:27.099	31.767		26.755	125	28.577	210
5	1:36.831	33.491		28.580	117	34.760		10		31.883					
17 Nikolaus Mayr-Melnhof, AUT/ Mathias Lauda, AUT								theoretical besttime: 1:27.728							
1	2:08.453	59.805		30.863	107	37.785	201	6	1:28.155	32.025		27.395	126	28.735	206
2	1:36.752	33.348		28.272	92	35.132		7	1:27.899	32.022		27.148	126	28.729	205
3	2:59.717	1:58.257		30.211	117	31.249	199	8	1:27.844	31.934		27.108	130	28.802	205
4	1:29.473	33.073		27.493	124	28.907	205	9	1:27.765	31.911		27.145	126	28.709	205
5	1:29.593	31.913		28.660	125	29.020	205	10		36.203					
18 Yelmer Buurman, NLD/ Michael Bartels, DEU								theoretical besttime: 1:27.778							
1	2:03.723	58.975		30.420	86	34.328	197	6	1:27.895	32.023		27.180	127	28.692	203
2	1:34.344	34.015		27.774	124	32.555		7	1:28.052	31.906		27.338	125	28.808	203
3	2:48.056	1:39.565		30.421	112	38.070	192	8	1:32.472	32.165		28.806	98	31.501	203
4	1:34.867	34.950		30.142	114	29.775	202	9	1:28.358	32.137		27.284	125	28.937	203
5	1:28.443	32.073		27.494	126	28.876	202	10		35.075		29.452	119		
24 Albert von Thurn und Taxis, DEU/ Tomas Enge, CZE								theoretical besttime: 1:26.400							
1	1:45.614	43.030		28.712	126	33.872	201	6	1:34.264	33.529		28.428	122	32.307	204
2	1:28.007	31.942		27.102	125	28.963	204	7	1:26.982	31.748		26.802	126	28.432	205
3	1:26.966	31.517		26.959	121	28.490	204	8	1:26.400	31.201		26.789	128	28.410	205
4	1:30.409	31.555		26.925	126	31.929		9	1:37.693	32.771		27.746	122	37.176	
5	2:27.833	1:26.767		30.402	68	30.664	199								
25 Darryl O Young, HNK/ Peter Kox, NLD								theoretical besttime: 1:27.321							
1	1:40.894	42.182		28.627	118	30.085	203	5	2:25.749	1:25.571		29.234	120	30.944	162
2	1:28.708	32.299		27.346	125	29.063	199	6	1:33.248	36.161		27.764	129	29.323	205
3	1:27.321	31.622		26.976	130	28.723	205	7	1:40.609	32.374		38.660	111	29.575	190
4	1:32.240	32.048		27.650	120	32.542		8	1:59.419	38.643		37.172	109	43.604	



FIA GT1 World Championship

Lap analysis Qualifying 2

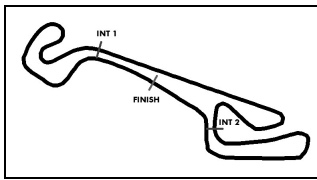
Provisional



Nogaro, Length: 3636 m
 Air temperature: 13.7°C
 Track temperature: 18.2°C
 Weather condition: Dry

Saturday 7.4.2012 16:12

Lap	Time	SE1	SP1	SE2	SP2	SE3	SP3	Lap	Time	SE1	SP1	SE2	SP2	SE3	SP3
32 Stephane Ortelli, MON/ Laurens Vanthoor, BEL								theoretical besttime: 1:26.437							
1	2:01.117	50.792		31.034	112	39.291	187	5	1:29.179	31.557		28.730	112	28.892	204
2	1:32.708	35.018		27.788	120	29.902	205	6	1:26.750	31.399		26.998	132	28.353	205
3	1:27.202	31.705		26.966	131	28.531	204	7	1:30.435	31.343		27.166	126	31.926	
4	1:27.702	31.118		27.241	101	29.343	205								
33 Frank Stippler, DEU/ Oliver Jarvis, GBR								theoretical besttime: 1:26.660							
1	1:53.751	48.926		31.156	112	33.669	191	5	1:28.107	31.680		27.607		28.820	206
2	1:31.572	34.324		27.810	126	29.438	201	6	1:27.091	31.573		26.997	127	28.521	208
3	1:27.524	32.119		26.997	127	28.408	205	7	1:26.825	31.542		26.797	128	28.486	204
4	1:26.736	31.482		26.873	127	28.381	205	8	1:33.056	32.674		27.576	127	32.806	
37 Nicky Pastorelli, ITA/ Thomas Jäger, DEU								theoretical besttime: 1:26.710							
1	1:57.620	52.290		29.858	99	35.472	189	6	1:27.343	32.027		26.760	133	28.556	204
2	1:28.208	32.292		27.019	135	28.897	202	7	1:27.143	31.531		26.854	131	28.758	204
3	1:30.600	32.167		27.076	129	31.357		8	1:26.916	31.394		26.923	129	28.599	206
4	2:22.538	1:22.635		28.793	120	31.110	195	9	1:31.051	31.628		26.966	128	32.457	
5	1:30.093	33.082		27.581	126	29.430	204								
38 Marc Basseng, DEU/ Marcus Winkelhock, DEU								theoretical besttime: 1:26.876							
1	1:59.090	51.611		31.605	109	35.874	197	6	2:35.063	1:35.372		29.193	117	30.498	199
2	1:31.980	34.406		27.905	118	29.669	204	7	1:28.956	32.623		27.283	126	29.050	204
3	1:28.094	32.355		27.111	126	28.628	206	8	1:27.148	31.672		26.902	129	28.574	206
4	1:27.178	31.635		26.890	127	28.653	207	9	1:26.876	31.567		26.801	127	28.508	205
5	1:31.542	32.643		27.185	125	31.714		10	1:33.065	32.435		27.424	128	33.206	



FIA GT1 World Championship

Result List Qualifying 3

Official



Nogaro, Length: 3636 m
Air temperature: 11.7°C
Track temperature: 13.6°C
Weather condition: Dry

Saturday 7.4.2012 16:35

started : 17 classified : 17 not classified : 0

	Cl.	Drivers	Team	Car	Lap	Best Time	Gap	Diff	Kph	Day Time
1	3	GT1 T.Vilander/F.Salaquarda	AF Corse(ITA)	Ferrari 458 Italia	3	1:26.138			152.0	16:40:14
2	32	GT1 S.Ortelli/L.Vanthoor	Belgian Audi Club Team WRT(BEL)	Audi R8 LMS	4	1:26.250	0.112	0.112	151.8	16:41:20
3	33	GT1 F.Stippler/O.Jarvis	Belgian Audi Club Team WRT(BEL)	Audi R8 LMS	4	1:26.292	0.154	0.042	151.7	16:41:24
4	38	GT1 M.Basseng/M.Winkelhock	All-inkl.com Münnich Motorsport(DE)	Mercedes-Benz SLS AMI	3	1:26.876	0.738	0.584	150.7	16:39:45
5	4	GT1 E.Ide/F.Castellaci	AF Corse(ITA)	Ferrari 458 Italia	4	1:27.010	0.872	0.134	150.4	16:41:45
6	37	GT1 N.Pastorelli/T.Jäger	All-inkl.com Münnich Motorsport(DE)	Mercedes-Benz SLS AMI	5	1:27.020	0.882	0.010	150.4	16:42:45
7	24	GT1 A.von Thurn und Taxis/T.Engel	Reiter Engineering(DEU)	Lamborghini Gallardo LP	0	1:26.400				
8	2	GT1 G.Demoustier/A.Parente	Hexis Racing(FRA)	McLaren MP4-12C	0	1:27.017				
9	9	GT1 M.Parisy/M.Halliday	Exim Bank Team China(CHN)	Porsche 911 GT3 R	0	1:27.099				
10	25	GT1 D.O Young/P.Kox	Reiter Engineering(DEU)	Lamborghini Gallardo LP	0	1:27.321				
11	17	GT1 N.Mayr-Melnhof/M.Lauda	Vita4one Racing Team(DEU)	BMW Z4 GT3	0	1:27.765				
12	18	GT1 Y.Buurman/M.Bartels	Vita4one Racing Team(DEU)	BMW Z4 GT3	0	1:27.895				
13	7	GT1 M.Martin/A.Vasiliev	Valmon Racing Team Russia(RUS)	Aston Martin DBRS9	0	1:32.763				
14	1	GT1 F.Makowiecki/S.Dusseldorp	Hexis Racing(FRA)	McLaren MP4-12C	0	1:28.004				
15	8	GT1 B.Lariche/R.Wei	Exim Bank Team China(CHN)	Porsche 911 GT3 R	0	1:29.325				
16	6	GT1 A.Zuber/S.Afanasyev	Valmon Racing Team Russia(RUS)	Aston Martin DBRS9	0	1:29.921				
17	10	GT1 M.Pavlovic/M.Cressoni	Sunred(ESP)	Ford GT	0	1:31.835				

Following stewards decision no. 11 - cancellation of all times of Q3 for car no. 24

Steward:

Steward:

Steward:

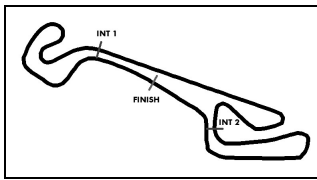
BLANCPAIN Timing

ver: 2.0

gt1world.com

Page 1/ 1 printed: 7.4.2012 19:26





FIA GT1 World Championship

Cumulative results Qualifying 3

Official



Nogaro, Length: 3636 m
Air temperature: 11.7°C
Track temperature: 13.6°C
Weather condition: Dry

Saturday 7.4.2012 16:35

started : 17 classified : 17 not classified : 0

Drivers	Team	Car	Q1 Time	Q2 Time	Q3 Time	Time
1 3 T.Vilander/F.Salaquarda	AF Corse(ITA)	Ferrari 458 Italia	1:26.776	1:26.907	1:26.138	1:26.138
2 32 S.Ortelli/L.Vanthoor	Belgian Audi Club Team WRT(BEL)	Audi R8 LMS	1:26.930	1:26.750	1:26.250	1:26.250
3 33 F.Stippler/O.Jarvis	Belgian Audi Club Team WRT(BEL)	Audi R8 LMS	1:26.915	1:26.736	1:26.292	1:26.292
4 38 M.Basseng/M.Winkelhock	All-inkl.com Münnich Motorsport(DE)	Mercedes-Benz SLS AMG	1:27.617	1:26.876	1:26.876	1:26.876
5 4 E.Ide/F.Castellaci	AF Corse(ITA)	Ferrari 458 Italia	1:27.932	1:26.705	1:27.010	1:27.010
6 37 N.Pastorelli/T.Jäger	All-inkl.com Münnich Motorsport(DE)	Mercedes-Benz SLS AMG	1:29.163	1:26.916	1:27.020	1:27.020
7 24 A.von Thurn und Taxis/T.Engel	Reiter Engineering(DEU)	Lamborghini Gallardo LP600	1:27.418	1:26.400		1:26.400
8 2 G.Demoustier/A.Parente	Hexis Racing(FRA)	McLaren MP4-12C	1:28.873	1:27.017		1:27.017
9 9 M.Parisy/M.Halliday	Exim Bank Team China(CHN)	Porsche 911 GT3 R	1:27.220	1:27.099		1:27.099
10 25 D.O Young/P.Kox	Reiter Engineering(DEU)	Lamborghini Gallardo LP600	1:27.058	1:27.321		1:27.321
11 17 N.Mayr-Melnhof/M.Lauda	Vita4one Racing Team(DEU)	BMW Z4 GT3	1:28.571	1:27.765		1:27.765
12 18 Y.Buurman/M.Bartels	Vita4one Racing Team(DEU)	BMW Z4 GT3	1:28.308	1:27.895		1:27.895
13 7 M.Martin/A.Vasiliev	Valmon Racing Team Russia(RUS)	Aston Martin DBRS9	1:28.724	1:32.763		1:32.763
14 1 F.Makowiecki/S.Dusseldorp	Hexis Racing(FRA)	McLaren MP4-12C	1:28.004			1:28.004
15 8 B.Lariche/R.Wei	Exim Bank Team China(CHN)	Porsche 911 GT3 R	1:29.325			1:29.325
16 6 A.Zuber/S.Afanasyev	Valmon Racing Team Russia(RUS)	Aston Martin DBRS9	1:29.921			1:29.921
17 10 M.Pavlovic/M.Cressoni	Sunred(ESP)	Ford GT	1:31.835			1:31.835

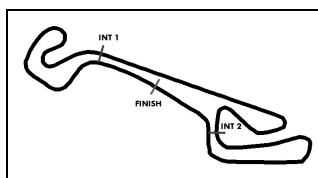
Fastest Lap: 3 Vilander 1:26.138 = 152.0 km/h in LAP 3

Following stewards decision no. 11 - cancellation of all times of Q3 for car no. 24

Steward:

Steward:

Steward:



FIA GT1 World Championship

Lap analysis Qualifying 3

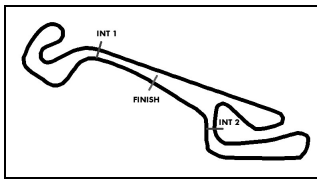
Provisional



Nogaro, Length: 3636 m
 Air temperature: 13.4°C
 Track temperature: 18.0°C
 Weather condition: Dry

Saturday 7.4.2012 16:35

Lap	Time	SE1	SP1	SE2	SP2	SE3	SP3	Lap	Time	SE1	SP1	SE2	SP2	SE3	SP3
3 Toni Vilander, FIN/ Filip Salaquarda, CZE								theoretical besttime: 1:26.138							
1	2:18.308	1:17.507		29.781	117	31.020	199	4	1:26.546	31.270		26.689	136	28.587	208
2	1:29.241	33.114		27.228	133	28.899	208	5	1:29.374	31.411		27.871	114	30.092	208
3	1:26.138	31.206		26.648	135	28.284	208	6	1:41.976	31.727		28.424	117	41.825	
4 Enzo Ide, BEL/ Francesco Castellaci, ITA								theoretical besttime: 1:26.918							
1	2:21.241	1:19.810		30.593	113	30.838	201	4	1:27.010	31.878		26.630	131	28.502	207
2	1:29.393	32.967		27.489	127	28.937	204	5	1:44.263	32.000		30.293	101	41.970	
3	1:27.063	31.786		26.755	127	28.522	206								
24 Albert von Thurn und Taxis, DEU/ Tomas Enge, CZE								theoretical besttime: 1:27.049							
1	2:00.103	51.902		34.870	88	33.331	193	4	1:27.232	31.710		26.797	136	28.725	204
2	1:32.507	34.778		28.223	133	29.506	201	5	1:35.293	31.992		27.034	130	36.267	
3	1:27.363	31.554		26.770	136	29.039	200								
32 Stephane Ortelli, MON/ Laurens Vanthoor, BEL								theoretical besttime: 1:26.202							
1	1:56.577	47.824		35.582	87	33.171	194	5	1:26.397	31.221		26.924	125	28.252	206
2	1:30.925	34.303		27.541	122	29.081	207	6	1:33.889	34.150		30.696	118	29.043	204
3	1:26.330	31.240		26.890	128	28.200	206	7	1:26.800	31.386		26.953	127	28.461	205
4	1:26.250	31.112		26.911	130	28.227	204								
33 Frank Stippler, DEU/ Oliver Jarvis, GBR								theoretical besttime: 1:26.207							
1	1:58.461	50.899		34.711	76	32.851	194	5	1:26.675	31.387		26.921	127	28.367	205
2	1:32.368	35.394		27.878	120	29.096	206	6	1:26.771	31.438		26.778	132	28.555	203
3	1:26.613	31.477		26.741	130	28.395	203	7	1:35.885	31.667		27.271	127	36.947	
4	1:26.292	31.099		26.825	127	28.368	206								
37 Nicky Pastorelli, ITA/ Thomas Jäger, DEU								theoretical besttime: 1:26.999							
1	1:49.467	42.972		32.407	109	34.088	190	5	1:27.020	31.585		26.866	131	28.569	205
2	1:33.242	33.463		28.370	121	31.409	201	6	1:27.163	31.639		26.859	133	28.665	203
3	1:27.949	32.172		26.868	127	28.909	204	7	1:27.064	31.598		26.911	130	28.555	202
4	1:27.613	31.899		26.994	132	28.720	204								
38 Marc Basseng, DEU/ Marcus Winkelhock, DEU								theoretical besttime: 1:26.736							
1	1:45.846	41.055		31.923	107	32.868	196	5	1:27.441	31.630		27.063	132	28.748	205
2	1:32.252	33.236		29.174	122	29.842	205	6	1:27.325	31.861		26.801	134	28.663	205
3	1:26.876	31.543		26.939	135	28.394	199	7	1:34.621	31.575		27.082	134	35.964	
4	1:27.045	31.541		27.035	138	28.469	203								



FIA GT1 World Championship

Start Grid Qualifying Race

Official

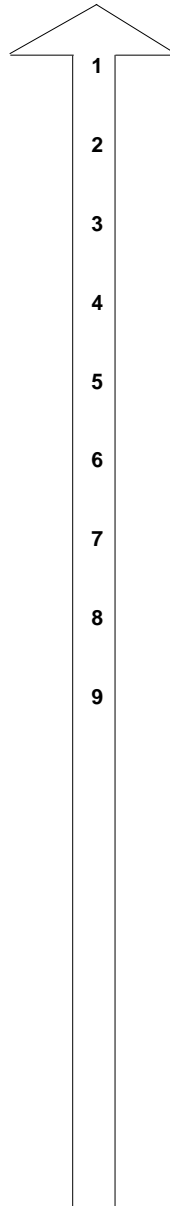


Nogaro, Length: 3636 m
Air temperature: 12.3°C
Track temperature: 15.3°C
Weather condition: Wet

Sunday 8.4.2012 14:15

POLE POSITION

3 AF Corse (1.) Toni Vilander/ Filip Salaquarda
33 Belgian Audi Club Team WRT (3.) Frank Stippler/ Oliver Jarvis
37 All-inkl.com Münnich Motorsport (6.) Nicky Pastorelli/ Thomas Jäger
24 Reiter Engineering (7.) Albert von Thurn und Taxis/ Tomas Enge
9 Exim Bank Team China (9.) Mike Parisy/ Matt Halliday
17 Vita4one Racing Team (11.) Nikolaus Mayr-Melnhof/ Mathias Lauda
7 Valmon Racing Team Russia (13.) Maxime Martin/ Alexej Vasiliev
8 Exim Bank Team China (15.) Benjamin Lariche/ Ren Wei
10 Sunred (17.) Milos Pavlovic/ Matteo Cressoni



32 Belgian Audi Club Team WRT (2.) Stephane Ortelli/ Laurens Vanthoor
4 AF Corse (5.) Enzo Ide/ Francesco Castellacci
38 All-inkl.com Münnich Motorsport (4.) Marc Basseng/ Marcus Winkelhock
2 Hexis Racing (8.) Gregoire Demoustier/ Alvaro Parente
25 Reiter Engineering (10.) Darryl O Young/ Peter Kox
18 Vita4one Racing Team (12.) Yelmer Buurman/ Michael Bartels
1 Hexis Racing (14.) Frederic Makowiecki/ Stef Dusseldorp
6 Valmon Racing Team Russia (16.) Andreas Zuber/ Sergey Afanasyev

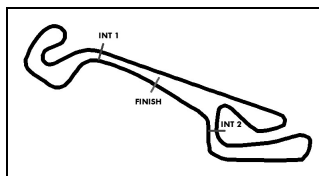
Following stewards decision no. 10 - drop of 3 places for car no. 38

Following stewards decision no. 11 - permission to start from place 7 for car no. 24

Steward:

Steward:

Steward:



FIA GT1 World Championship

Results Qualifying Race

Official



Nogaro, Length: 3636 m
Air temperature: 13.4°C
Track temperature: 17.5°C
Weather condition: Wet

Sunday 8.4.2012 14:15

started : 16 classified : 16 not classified : 0

	Drivers	Team	Car	Laps	Total Time	Gap	Kph	Lap	Time	Kph
1	32 S.Ortelli/L.Vanthoor	Belgian Audi Club Team WRT(BEL)	Audi R8 LMS	35	1:00:26.351		126.3	23	1:38.286	133.2
2	33 F.Stippler/O.Jarvis	Belgian Audi Club Team WRT(BEL)	Audi R8 LMS	35	1:00:32.381	6.030	126.1	29	1:38.685	132.6
3	24 A.von Thum und Taxis/T.Engel	Reiter Engineering(DEU)	Lamborghini Gallardo LP600	35	1:00:33.265	6.914	126.1	4	1:39.447	131.6
4	2 G.Demoustier/A.Parente	Hexis Racing(FRA)	McLaren MP4-12C	35	1:00:33.515	7.164	126.1	33	1:38.781	132.5
5	3 T.Vilander/F.Salaquarda	AF Corse(ITA)	Ferrari 458 Italia	35	1:00:57.644	31.293	125.3	17	1:39.696	131.3
6	38 M.Basseng/M.Winkelhock	All-inkl.com Münnich Motorsport(DE)	Mercedes-Benz SLS AMG	35	1:01:00.136	33.785	125.2	34	1:40.026	130.9
7	37 N.Pastorelli/T.Jäger	All-inkl.com Münnich Motorsport(DE)	Mercedes-Benz SLS AMG	35	1:01:00.765	34.414	125.1	35	1:40.071	130.8
8	25 D.O Young/P.Kox	Reiter Engineering(DEU)	Lamborghini Gallardo LP600	35	1:01:13.528	47.177	124.7	25	1:39.681	131.3
9	9 M.Parisy/M.Halliday	Exim Bank Team China(CHN)	Porsche 911 GT3 R	35	1:01:14.973	48.622	124.7	19	1:39.609	131.4
10	4 E.Ide/F.Castellacci	AF Corse(ITA)	Ferrari 458 Italia	35	1:01:16.348	49.997	124.6	27	1:39.635	131.4
11	17 N.Mayr-Melnhof/M.Lauda	Vita4one Racing Team(DEU)	BMW Z4 GT3	35	1:01:28.817	1:02.466	124.2	27	1:39.956	131.0
12	18 Y.Buurman/M.Bartels	Vita4one Racing Team(DEU)	BMW Z4 GT3	35	1:01:54.142	1:27.791	123.3	27	1:39.645	131.4
13	6 A.Zuber/S.Afanasyev	Valmon Racing Team Russia(RUS)	Aston Martin DBRS9	34	1:01:09.410	1 LAP	121.3	34	1:41.821	128.6
14	8 B.Lariche/R.Wei	Exim Bank Team China(CHN)	Porsche 911 GT3 R	34	1:01:47.620	1 LAP	120.0	29	1:40.087	130.8
15	10 M.Pavlovic/M.Cressoni	Sunred(ESP)	Ford GT	33	1:01:24.071	2LAPS	117.2	3	1:44.718	125.0
16	7 M.Martin/A.Vasiliev	Valmon Racing Team Russia(RUS)	Aston Martin DBRS9	33	1:01:24.520	2LAPS	117.2	32	1:32.774	141.1

Fastest lap of the race. Car 7 driver Martin on lap 32. Time 1:32.774, average speed 141.1 km/h.

Following stewards decision no. 14 - 30s penalty for car no. 18

Steward:

Steward:

Steward:

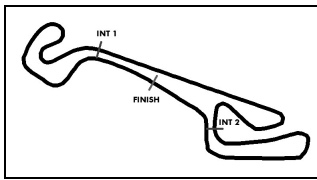
BLANCPAIN Timing

ver: 2.0

gt1world.com

Page 1/ 1 printed: 8.4.2012 17:05





FIA GT1 World Championship

Lap analysis Qualifying Race

Provisional



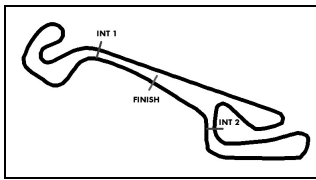
Nogaro, Length: 3636 m
Air temperature: 14.2°C
Track temperature: 19.5°C
Weather condition: Wet

Sunday 8.4.2012 14:15

Lap	Time	SE1	SP1	SE2	SP2	SE3	SP3	Lap	Time	SE1	SP1	SE2	SP2	SE3	SP3
2 Gregoire Demoustier, FRA/ Alvaro Parente, PRT								theoretical besttime: 1:38.497							
1	2:36.572	55.337	97	47.467	77	53.768	145	19	1:43.689	37.210	161	30.339	102	36.140	
2	1:43.483	39.583	159	30.563	99	33.337	191	20	2:28.377	1:21.662	143	31.830	99	34.885	187
3	1:41.070	36.987	159	30.863	102	33.220	194	21	1:42.463	37.918	154	30.951	103	33.594	
4	1:40.931	37.428	159	30.229	105	33.274	190	22	1:42.402	38.227	161	30.729	102	33.446	192
5	1:40.347	36.895	159	30.708	97	32.744	195	23	1:40.720	37.225	160	30.418	102	33.077	
6	1:40.886	37.360	160	30.318	106	33.208	191	24	1:39.890	36.978	161	29.909	108	33.003	
7	1:41.264	37.590	145	30.551	106	33.123		25	1:39.319	36.658	161	29.966	104	32.695	
8	1:41.667	37.213	160	30.718	107	33.736	194	26	1:38.995	36.704	160	29.850	107	32.441	
9	1:42.722	37.873	158	30.319	104	34.530	184	27	1:39.053	36.681	160	30.089	109	32.283	
10	1:41.023	37.308	158	30.260	104	33.455	192	28	1:39.001	36.663	160	30.055	107	32.283	
11	1:40.906	36.982	159	30.397	105	33.527	187	29	1:39.306	36.774	160	30.298	108	32.234	
12	1:40.900	37.090	157	30.782	105	33.028	193	30	1:38.988	36.649	159	30.099	111	32.240	
13	1:40.821	36.959	159	30.549	104	33.313	192	31	1:39.357	36.724	159	30.275	105	32.358	
14	1:41.510	37.211	158	30.648	108	33.651	192	32	1:39.218	36.725	159	30.069	112	32.424	
15	1:41.365	37.336	160	30.519	103	33.510	193	33	1:38.781	36.413	159	30.018	115	32.350	
16	1:40.236	36.980	160	30.305	99	32.951	193	34	1:40.004	37.085	157	30.252	114	32.667	192
17	1:40.620	36.844	160	30.451	105	33.325	193	35	1:40.569	37.287	149	30.399	111	32.883	192
18	1:40.538	36.974	161	30.236	102	33.328									

Lap	Time	SE1	SP1	SE2	SP2	SE3	SP3	Lap	Time	SE1	SP1	SE2	SP2	SE3	SP3
3 Toni Vilander, FIN/ Filip Salaquarda, CZE								theoretical besttime: 1:39.388							
1	2:36.928	51.436	88	47.135	68	58.357	136	19	1:40.621	36.754	161	30.330	112	33.537	194
2	1:41.671	38.186	157	30.302	105	33.183	193	20	1:41.051	36.930	160	30.289	114	33.832	196
3	1:41.903	37.509	159	30.144	104	34.250	192	21	1:41.102	37.045	159	30.376	110	33.681	195
4	1:41.068	37.317	157	30.183	111	33.568	195	22	1:41.999	37.395	158	30.627	114	33.977	194
5	1:41.073	37.125	158	30.284	114	33.664	197	23	1:41.956	37.226	159	30.751	111	33.979	194
6	1:40.852	37.399	159	30.196	111	33.257	196	24	1:41.672	37.429	159	30.527	111	33.716	194
7	1:41.079	37.327	158	30.352	106	33.400	195	25	1:41.740	37.791	159	30.773	111	33.176	195
8	1:42.406	37.861	159	30.546	104	33.999	195	26	1:40.717	37.171	157	30.352	116	33.194	194
9	1:42.447	37.708	159	30.502	107	34.237	189	27	1:40.241	36.929	158	30.330	114	32.982	195
10	1:42.271	37.611	156	30.589	99	34.071	196	28	1:40.253	37.057	156	30.299	116	32.897	195
11	1:42.350	37.680	157	30.557	109	34.113	195	29	1:40.372	37.161	156	30.289	116	32.922	194
12	1:42.225	37.394	157	30.567	108	34.264	195	30	1:40.653	37.342	156	30.085	113	33.226	194
13	1:42.058	37.292	158	30.464	109	34.302	182	31	1:41.203	37.663	156	30.430	113	33.110	193
14	1:43.032	38.142	160	30.666	107	34.224	195	32	1:41.211	37.457	157	30.461	116	33.293	194
15	1:45.744	37.689	159	30.665	110	37.390		33	1:40.304	37.041	156	30.359	113	32.904	193
16	2:29.197	1:25.232	159	30.680	100	33.285	195	34	1:40.344	37.035	155	30.377	115	32.932	194
17	1:39.696	36.406	162	30.117	109	33.173	196	35	1:40.377	36.830	156	30.209	115	33.338	191
18	1:40.291	36.654	161	30.219	109	33.418	195								

Lap	Time	SE1	SP1	SE2	SP2	SE3	SP3	Lap	Time	SE1	SP1	SE2	SP2	SE3	SP3
4 Enzo Ide, BEL/ Francesco Castellacci, ITA								theoretical besttime: 1:39.257							
1	2:36.819	53.289	98	47.133	62	56.397	137	19	2:39.576	1:34.908	147	30.983	106	33.685	195
2	1:44.235	39.781	159	31.075	98	33.379	194	20	1:41.916	37.718	152	30.579	106	33.619	193
3	1:41.373	37.257	156	30.564	103	33.552	195	21	1:42.670	38.207	157	30.415	108	34.048	192
4	1:41.299	37.174	158	30.607	104	33.518	194	22	1:42.435	37.743	154	30.961	102	33.731	193
5	1:41.162	37.326	158	30.646	106	33.190	195	23	1:42.894	38.646	153	30.914	99	33.334	197
6	1:41.057	37.344	157	30.434	106	33.279	194	24	1:41.441	37.694	158	30.732	99	33.015	197
7	1:41.743	37.410	158	30.747	108	33.586	194	25	1:40.934	37.257	157	30.701	102	32.976	195
8	1:41.803	37.526	153	30.398	102	33.879	194	26	1:40.230	37.345	156	30.038	107	32.847	196
9	1:42.719	37.489	156	30.852	102	34.378	192	27	1:39.635	36.992	156	30.043	111	32.600	196
10	1:42.875	38.071	157	30.872	100	33.932	192	28	1:39.676	37.068	157	30.238	108	32.370	196
11	1:41.701	37.319	156	30.664	102	33.718	194	29	1:40.206	37.265	156	30.083	107	32.858	194
12	1:41.755	37.435	156	30.609	103	33.711	195	30	1:40.250	37.267	153	30.251	107	32.732	196
13	1:41.953	37.417	156	30.686	103	33.850	195	31	1:41.469	37.539	153	30.376	106	33.554	195
14	1:41.971	37.408	154	30.803	106	33.760	193	32	1:41.012	37.174	157	30.539	107	33.299	195
15	1:42.276	37.669	155	30.723	108	33.884	193	33	1:40.296	37.256	157	30.192	106	32.848	195
16	1:42.090	37.502	156	30.781	104	33.807	194	34	1:41.227	37.270	156	30.597	105	33.360	196
17	1:41.452	37.381	156	30.582	108	33.489	194	35	1:40.253	36.849	157	30.481	104	32.923	194
18	1:46.038	37.408	157	31.414	105	37.216									



FIA GT1 World Championship

Lap analysis Qualifying Race

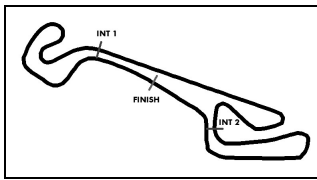
Provisional



Nogaro, Length: 3636 m
 Air temperature: 14.2°C
 Track temperature: 19.5°C
 Weather condition: Wet

Sunday 8.4.2012 14:15

Lap	Time	SE1	SP1	SE2	SP2	SE3	SP3	Lap	Time	SE1	SP1	SE2	SP2	SE3	SP3
6 Andreas Zuber, AUS/ Sergey Afanasyev, RUS								theoretical besttime: 1:41.669							
1	2:34.529	58.186	103	49.558	90	46.785	163	19	1:43.179	38.097	152	30.819	101	34.263	189
2	1:48.449	41.453	148	32.445	98	34.551	189	20	1:43.081	38.011	152	31.048	99	34.022	190
3	1:45.444	39.082	154	31.916	98	34.446	190	21	1:43.402	38.166	150	31.015	102	34.221	189
4	1:44.338	38.619	152	31.770	101	33.949	191	22	1:43.808	38.373	151	31.127	105	34.308	189
5	1:44.367	38.369	154	31.818	100	34.180	189	23	1:43.872	38.579	149	31.057	106	34.236	189
6	1:43.822	38.435	154	31.434	100	33.953	190	24	1:43.644	38.380	149	31.230	102	34.034	189
7	1:43.574	38.277	153	31.190	99	34.107	190	25	1:46.303	38.604	150	33.510	106	34.189	185
8	1:44.160	38.402	153	31.352	103	34.406	189	26	1:43.607	38.507	148	31.109	105	33.991	187
9	1:44.159	38.479	151	31.384	103	34.296	190	27	1:45.902	39.803	151	32.406	103	33.693	188
10	1:44.669	38.829	153	31.411	101	34.429	191	28	1:43.503	38.930	147	31.150	105	33.423	188
11	1:44.569	38.399	152	31.232	102	34.938	189	29	1:44.028	38.704	149	31.099	108	34.225	190
12	1:43.992	38.248	152	31.260	99	34.484	192	30	1:44.941	38.869	145	31.273	107	34.799	178
13	1:44.314	38.261	153	31.491	99	34.562	190	31	1:49.148	39.246	148	33.717	108	36.185	188
14	1:48.608	38.310	152	31.516	99	38.782		32	1:43.137	38.252	148	31.432	107	33.453	188
15	2:45.599	1:34.807	135	33.385	94	37.407	188	33	1:43.031	38.376	143	31.095	109	33.560	188
16	1:43.542	38.555	153	30.962	97	34.025	191	34	1:41.821	37.795	148	30.879	107	33.147	188
17	1:42.752	38.021	151	30.727	100	34.004	191								
18	1:42.796	38.064	153	30.829	102	33.903	191								
7 Maxime Martin, BEL/ Alexej Vasiliev, RUS								theoretical besttime: 1:32.568							
1	2:35.367	57.420	100	49.124	85	48.823	150	18	1:40.432	36.688	156	30.343	106	33.401	194
2	1:59.473	43.830	132	34.437	93	41.206		19	1:41.491	37.072	151	30.596	104	33.823	191
3	2:41.005	1:35.053	142	31.309	109	34.643	188	20	1:41.878	37.430	142	30.997	105	33.451	195
4	1:42.800	37.982	149	30.801	107	34.017	190	21	1:42.056	37.203	156	30.726	104	34.127	194
5	1:42.164	37.784	152	30.766	107	33.614	190	22	1:42.494	37.689	140	31.069	104	33.736	194
6	1:45.793	37.946	152	30.546	111	37.301		23	1:42.290	37.761	151	30.933	105	33.596	194
7	1:56.285	50.521	149	30.865	107	34.899	176	24	1:42.268	37.640	152	30.889	107	33.739	193
8	1:46.572	39.326	132	32.090	100	35.156	186	25	1:42.187	37.813	150	30.991	105	33.383	193
9	1:45.744	39.758	150	31.375	104	34.611	191	26	1:43.289	38.080	134	31.483	105	33.726	191
10	1:45.809	38.409	146	31.438	102	35.962	192	27	1:42.897	38.232	149	31.085	107	33.580	192
11	1:45.385	39.046	139	31.638	106	34.701	189	28	1:45.980	38.654	134	31.070	111	36.256	
12	1:44.213	38.470	152	31.176	105	34.567	190	29	3:05.049	1:59.378	138	32.624	101	33.047	197
13	1:43.948	38.270	146	31.340	106	34.338	192	30	1:38.317	36.938	155	29.768	112	31.611	201
14	1:45.034	38.493	149	32.039	104	34.502	191	31	1:33.668	34.644	164	28.674	120	30.350	203
15	1:47.792	39.137	150	31.324	107	37.331		32	1:32.774	33.960	166	28.258	121	30.556	201
16	2:55.019	1:49.167	151	32.229	102	33.623	193	33	1:35.619	35.710	154	28.805	119	31.104	173
17	1:40.929	37.159	142	30.530	108	33.240	196								
8 Benjamin Lariche, FRA/ Ren Wei, CHN								theoretical besttime: 1:39.823							
1	2:34.607	57.163	102	49.599	92	47.845	155	19	1:41.842	37.337	160	30.813	107	33.692	179
2	1:52.114	43.529	130	33.916	97	34.669	178	20	1:42.044	37.840	158	30.740	107	33.464	196
3	1:46.172	39.961	140	31.559	111	34.652	184	21	1:44.383	38.491	124	32.234	106	33.658	196
4	1:47.166	39.453	138	32.540	104	35.173	186	22	1:41.031	37.272	160	30.357	106	33.402	198
5	1:45.647	39.342	143	32.104	104	34.201	189	23	1:41.283	37.434	157	30.552	105	33.297	197
6	1:45.613	39.680	132	31.420	108	34.513	185	24	1:40.774	37.304	157	30.311	105	33.159	198
7	1:49.456	41.179		32.728	97	35.549	185	25	1:40.768	37.180	152	30.465	107	33.123	198
8	1:47.449	40.312	128	32.081	102	35.056	187	26	1:41.360	37.732	155	30.399	109	33.229	197
9	1:47.994	40.429	129	32.370	102	35.195	187	27	1:41.372	37.525	148	30.734	107	33.113	195
10	1:45.894	39.607	141	31.572	100	34.715	185	28	1:41.320	37.568	153	30.584	109	33.168	199
11	1:48.286	39.934	135	32.141	106	36.211	186	29	1:40.087	37.166	157	30.364	103	32.557	196
12	1:49.178	40.946	129	32.880	99	35.352	186	30	1:59.718	55.958	156	30.667	102	33.093	196
13	1:50.032	41.550	132	32.953	92	35.529	187	31	1:41.981	38.314	153	30.660	106	33.007	198
14	1:53.865	40.544	126	33.702	101	39.619		32	1:40.163	37.150	158	30.116	106	32.897	197
15	3:05.523	1:57.883	151	33.284	102	34.356	195	33	1:40.963	37.365	155	30.742	105	32.856	197
16	1:42.732	37.976	160	30.850	105	33.906	191	34	1:41.131	37.539	156	30.636	104	32.956	197
17	1:41.332	37.204	157	30.576	107	33.552	195								
18	1:44.491	37.451	161	31.742	97	35.298	195								



FIA GT1 World Championship

Lap analysis Qualifying Race

Provisional



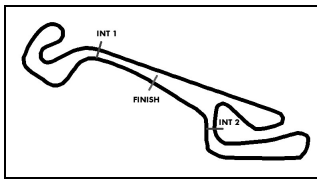
Nogaro, Length: 3636 m
 Air temperature: 14.2°C
 Track temperature: 19.5°C
 Weather condition: Wet

Sunday 8.4.2012 14:15

Lap	Time	SE1	SP1	SE2	SP2	SE3	SP3	Lap	Time	SE1	SP1	SE2	SP2	SE3	SP3
9 Mike Parisy, FRA/ Matt Halliday, NZL								theoretical besttime: 1:39.180							
1	2:36.372	55.855	94	47.508	76	53.009	148	19	1:39.609	36.538	165	30.256	102	32.815	198
2	1:44.443	39.732	157	30.916	99	33.795	191	20	1:39.808	36.485	163	30.180	107	33.143	199
3	1:41.632	37.619	156	30.356	102	33.657	195	21	1:41.195	36.735	162	30.634	102	33.826	197
4	1:41.626	37.522	153	30.442	104	33.662	195	22	1:41.907	37.302	158	30.959	97	33.646	198
5	1:41.608	37.463	154	30.640	106	33.505	194	23	1:41.552	37.876	151	30.331	103	33.345	199
6	1:41.443	37.400	154	30.672	104	33.371	195	24	1:40.324	37.063	160	30.079	103	33.182	199
7	1:42.067	37.747	155	30.603	105	33.717	194	25	1:40.215	36.927	157	30.145	103	33.143	198
8	1:43.389	38.543	155	30.734	105	34.112	193	26	1:40.448	37.173	158	30.130	105	33.145	197
9	1:43.099	38.123	153	30.951	101	34.025	194	27	1:40.205	37.381	154	30.109	106	32.715	198
10	1:42.850	37.998	155	30.763	104	34.089	193	28	1:40.561	37.391	154	30.226	104	32.944	197
11	1:43.630	37.835	155	30.729	104	35.066	191	29	1:40.507	37.380	155	30.274	102	32.853	197
12	1:42.285	37.646	155	30.743	103	33.896	194	30	1:40.441	37.107	155	30.235	105	33.099	196
13	1:42.617	37.789	156	30.595	104	34.233	194	31	1:41.583	37.789	155	30.357	106	33.437	197
14	1:42.457	37.853	153	30.700	102	33.904	194	32	1:40.989	37.250		30.397	104	33.342	196
15	1:42.386	37.781	156	30.765	101	33.840	193	33	1:40.359	37.340		29.988	107	33.031	197
16	1:42.366	37.870	158	30.536	102	33.960	194	34	1:40.812	37.238	157	30.295	103	33.279	196
17	1:47.487	37.899	156	31.448	99	38.140		35	1:39.841	36.938	155	29.980	108	32.923	195
18	2:35.790	1:32.237	160	30.622	105	32.931	199								

Lap	Time	SE1	SP1	SE2	SP2	SE3	SP3	Lap	Time	SE1	SP1	SE2	SP2	SE3	SP3
10 Milos Pavlovic, SRB/ Matteo Cressoni, ITA								theoretical besttime: 1:43.948							
1	2:33.171	57.705	96	49.131	90	46.335	174	18	3:29.691	2:22.174	144	32.356	102	35.161	179
2	1:46.301	40.554	152	31.568	105	34.179	182	19	1:45.174	38.658	147	31.846	105	34.670	179
3	1:44.718	38.201	144	32.117	97	34.400	183	20	1:45.890	38.914	148	32.043	100	34.933	179
4	1:44.908	38.375	143	31.962	103	34.571	176	21	1:46.973	39.981	144	32.020	103	34.972	181
5	1:45.391	38.735	143	32.142	104	34.514	180	22	1:45.411	38.769	148	31.833	100	34.809	180
6	1:46.148	38.895	142	32.688	102	34.565	181	23	1:46.714	39.246	146	32.302	101	35.166	177
7	1:45.592	38.527	146	32.014	104	35.051	180	24	1:47.069	39.884	144	32.120	104	35.065	178
8	1:46.084	38.796	143	32.217	100	35.071	180	25	1:46.522	39.133	146	32.471	100	34.918	179
9	1:46.371	38.895	144	32.218	95	35.258	181	26	1:46.957	39.994	144	31.905	102	35.058	171
10	1:46.181	38.965	147	32.066	99	35.150	180	27	1:52.625	40.963	146	36.368	101	35.294	179
11	1:46.639	39.180	139	32.210	102	35.249	182	28	1:46.468	39.507	145	32.109	104	34.852	178
12	1:46.297	39.195	148	31.980	96	35.122	183	29	1:46.199	39.500	146	31.756	103	34.943	179
13	1:46.226	38.955	147	32.163	97	35.108	184	30	1:51.504	39.634	146	35.181	100	36.689	179
14	1:46.009	38.877	148	32.120	97	35.012	181	31	1:46.520	39.359	146	32.025	109	35.136	177
15	1:46.098	39.142	147	32.051	99	34.905	182	32	1:49.023	39.510	146	32.958	106	36.555	178
16	1:46.147	39.092	147	32.139	100	34.916	184	33	1:46.153	39.453	146	31.836	103	34.864	181
17	1:52.041	39.168	144	32.704	92	40.169									

Lap	Time	SE1	SP1	SE2	SP2	SE3	SP3	Lap	Time	SE1	SP1	SE2	SP2	SE3	SP3
17 Nikolaus Mayr-Melnhof, AUT/ Mathias Lauda, AUT								theoretical besttime: 1:39.536							
1	2:36.106	57.020	84	47.900	75	51.186	149	19	2:35.189	1:29.126	135	31.894	106	34.169	186
2	1:45.658	40.279	156	31.551	103	33.828	189	20	1:41.892	37.975	149	30.582	112	33.335	189
3	1:41.947	37.775	155	30.797	107	33.375	190	21	1:40.139	36.522	152	30.364	110	33.253	190
4	1:41.431	37.638	155	30.562	109	33.231	190	22	1:40.402	36.895	143	30.385	109	33.122	185
5	1:41.954	37.825	153	30.688	110	33.441	191	23	1:40.546	36.902	149	30.565	105	33.079	189
6	1:41.346	37.561	153	30.610	107	33.175	190	24	1:40.330	36.713	146	30.464	105	33.153	188
7	1:41.754	37.640	154	30.685	109	33.429	190	25	1:42.899	36.954	145	31.254	107	34.691	190
8	1:43.598	37.757	152	31.060	109	34.781	189	26	1:40.363	36.873	150	30.449	108	33.041	191
9	1:43.257	37.983	154	30.944	109	34.330	191	27	1:39.956	36.942	151	30.295	110	32.719	190
10	1:42.776	38.198	154	30.801	104	33.777	190	28	1:41.342	37.360	150	30.875	109	33.107	186
11	1:42.670	37.848	154	30.884	106	33.938	188	29	1:40.933	37.193	151	30.624	107	33.116	190
12	1:43.103	38.154	154	31.007	106	33.942	189	30	1:41.117	37.101	149	30.914	107	33.102	188
13	1:42.904	38.015	154	30.932	106	33.957	190	31	1:41.715	37.384	149	30.510	112	33.821	188
14	1:43.569	38.301	150	30.994	107	34.274	189	32	1:41.872	37.379	151	30.851	108	33.642	189
15	1:43.343	37.980	155	30.986	105	34.377	188	33	1:41.709	37.412	146	30.996	108	33.301	189
16	1:43.073	38.165	156	30.809	103	34.099	190	34	1:41.101	37.220	148	30.761	109	33.120	190
17	1:43.188	38.038	154	30.959	104	34.191	188	35	1:41.591	37.173	150	30.798	112	33.620	186
18	1:46.493	38.080	155	30.853	105	37.560									



FIA GT1 World Championship

Lap analysis Qualifying Race

Provisional



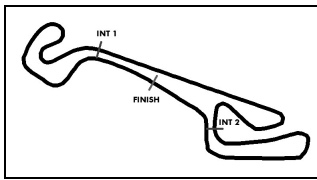
Nogaro, Length: 3636 m
 Air temperature: 14.2°C
 Track temperature: 19.5°C
 Weather condition: Wet

Sunday 8.4.2012 14:15

Lap	Time	SE1	SP1	SE2	SP2	SE3	SP3	Lap	Time	SE1	SP1	SE2	SP2	SE3	SP3
18 Yelmer Buurman, NLD/ Michael Bartels, DEU								theoretical besttime: 1:38.766							
1	2:35.725	57.342	90	48.529	84	49.854	148	19	1:40.384	36.770	157	30.594	98	33.020	193
2	1:44.745	40.637	155	30.915	108	33.193	191	20	1:39.724	36.618	157	30.210	104	32.896	194
3	1:41.700	38.175	156	30.141	106	33.384	191	21	1:40.230	36.716	156	30.207	101	33.307	194
4	1:41.600	37.649	156	30.479	107	33.472	190	22	1:41.985	37.540	156	30.872	96	33.573	193
5	1:41.461	37.535	155	30.641	103	33.285	190	23	1:42.379	38.056	155	31.119	95	33.204	195
6	1:41.504	37.882	153	30.567	106	33.055	192	24	1:41.499	37.805	156	30.731	97	32.963	195
7	1:41.819	37.927	155	30.461	102	33.431	191	25	1:41.109	37.403	155	30.754	97	32.952	192
8	1:42.249	38.022	154	30.623	110	33.604	188	26	1:40.130	37.069	157	30.275	101	32.786	195
9	1:41.977	37.654	154	30.755	95	33.568	190	27	1:39.645	37.113	155	30.156	101	32.376	194
10	1:41.534	37.312	154	30.645	104	33.577	192	28	1:39.705	37.091	155	30.352	99	32.262	196
11	1:41.578	37.295	154	30.689	105	33.594	189	29	1:40.151	37.145	154	30.221	109	32.785	193
12	1:41.712	37.494	153	30.508	106	33.710	190	30	1:40.501	37.376	154	30.509	107	32.616	191
13	1:41.829	37.442	153	30.641	106	33.746	189	31	1:41.097	37.413	154	30.480	107	33.204	193
14	1:42.007	37.454		30.914	105	33.639	192	32	1:41.137	37.744	154	30.478	105	32.915	194
15	1:46.471	37.698	156	30.872	104	37.901		33	1:43.758	38.831	155	30.785	106	34.142	192
16	2:49.887	1:45.985	154	30.577	107	33.325	189	34	1:42.727	38.742		30.703	107	33.282	192
17	1:39.841	36.760	152	30.136	106	32.945	190	35	1:42.734	38.156	155	30.760	104	33.818	185
18	1:39.765	36.368	157	30.245	102	33.152	194								

Lap	Time	SE1	SP1	SE2	SP2	SE3	SP3	Lap	Time	SE1	SP1	SE2	SP2	SE3	SP3
24 Albert von Thurn und Taxis, DEU/ Tomas Enge, CZE								theoretical besttime: 1:38.657							
1	2:36.514	54.774	89	47.124	68	54.616	148	19	2:30.614	1:25.595	154	31.393	98	33.626	189
2	1:41.707	38.668	158	30.065	103	32.974	194	20	1:39.857	36.648	159	29.973	115	33.236	193
3	1:39.958	36.979	160	30.246	98	32.733	194	21	1:39.555	36.344	160	30.007	102	33.204	193
4	1:39.447	36.592	158	29.971	110	32.884	192	22	1:40.766	36.944	160	30.327	102	33.495	191
5	1:40.023	36.844	157	30.162	110	33.017	191	23	1:40.043	36.631	160	30.421	100	32.991	194
6	1:39.594	36.943	157	29.958	110	32.693	193	24	1:39.727	36.991	160	29.848	112	32.888	194
7	1:39.751	36.685	156	30.100	103	32.966	192	25	1:39.709	36.797	157	30.088	108	32.824	195
8	1:40.043	36.744	158	30.123	105	33.176	194	26	1:39.900	37.138	159	29.920	106	32.842	193
9	1:40.501	36.822	157	30.344	103	33.335	192	27	1:41.480	37.477	156	30.709	104	33.294	193
10	1:41.093	37.253	157	30.307	108	33.533	191	28	1:40.554	37.219	158	30.244	112	33.091	195
11	1:40.789	37.132	157	30.363	101	33.294	192	29	1:40.699	37.536	156	30.169	110	32.994	195
12	1:41.506	37.732	157	30.444	106	33.330	193	30	1:40.887	37.800	155	30.200	110	32.887	194
13	1:41.099	37.518	157	30.369	106	33.212	193	31	1:40.312	37.690	154	29.915	112	32.707	194
14	1:40.955	37.312	157	30.539	102	33.104	193	32	1:41.213	37.717	154	30.443	102	33.053	193
15	1:41.037	37.115	156	30.445	104	33.477	192	33	1:41.664	38.518	155	30.164	114	32.982	193
16	1:40.404	36.879	157	30.362	102	33.163	193	34	1:39.843	37.208	154	30.170	114	32.465	194
17	1:40.727	37.030	157	30.271	106	33.426	193	35	1:40.857	37.592	154	30.344	110	32.921	190
18	1:43.763	37.041	157	30.297	106	36.425									

Lap	Time	SE1	SP1	SE2	SP2	SE3	SP3	Lap	Time	SE1	SP1	SE2	SP2	SE3	SP3
25 Darryl O Young, HNK/ Peter Kox, NLD								theoretical besttime: 1:39.642							
1	2:36.005	56.161	81	47.670	72	52.174	148	19	1:41.373	37.523	158	30.853	106	32.997	194
2	1:44.657	40.342	157	30.391	105	33.924	193	20	1:40.460	37.000	158	30.478	109	32.982	195
3	1:41.146	36.920	158	30.595	110	33.631	194	21	1:42.350	37.934	151	30.810	106	33.606	193
4	1:41.531	37.500	153	30.463	105	33.568	194	22	1:40.998	37.760	155	30.542	108	32.696	195
5	1:40.519	37.042	155	30.301	111	33.176	195	23	1:41.675	37.149	159	30.995	105	33.531	193
6	1:41.114	37.392	154	30.528	110	33.194	193	24	1:40.023	37.050	158	30.402	102	32.571	197
7	1:41.489	37.382	157	30.586	102	33.521	194	25	1:39.681	36.835	159	30.255	106	32.591	196
8	1:42.076	37.729	155	30.378	107	33.969	194	26	1:39.897	37.026	159	30.236	107	32.635	196
9	1:42.450	37.522	155	30.833	101	34.095	191	27	1:40.134	36.947	158	30.504	108	32.683	196
10	1:43.205	39.056	154	30.643	102	33.506	194	28	1:40.312	36.993	159	30.447	107	32.872	196
11	1:41.641	37.460	155	30.545	108	33.636	194	29	1:40.469	37.046	159	30.356	109	33.067	194
12	1:41.605	37.501	156	30.494	107	33.610	194	30	1:40.634	37.291	157	30.459	106	32.884	195
13	1:42.021	37.529	157	30.663	106	33.829	194	31	1:40.861	37.532	156	30.438	107	32.891	195
14	1:42.010	37.533	155	30.733	106	33.744	196	32	1:41.209	37.392	157	30.816	107	33.001	195
15	1:45.736	37.669	156	30.875	104	37.192		33	1:41.576	37.912	157	30.540	110	33.124	194
16	2:42.126	1:35.654	148	32.165	101	34.307	191	34	1:40.739	37.315	156	30.525	112	32.899	195
17	1:42.652	37.440	156	31.281	103	33.931	193	35	1:40.757	37.335	155	30.411	112	33.011	194
18	1:41.079	37.094	158	30.824	106	33.161	194								



FIA GT1 World Championship

Lap analysis Qualifying Race

Provisional



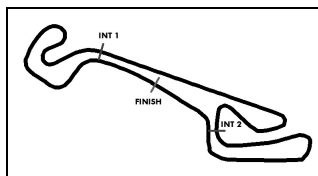
Nogaro, Length: 3636 m
 Air temperature: 14.2°C
 Track temperature: 19.5°C
 Weather condition: Wet

Sunday 8.4.2012 14:15

Lap	Time	SE1	SP1	SE2	SP2	SE3	SP3	Lap	Time	SE1	SP1	SE2	SP2	SE3	SP3
32 Stephane Ortelli, MON/ Laurens Vanthoor, BEL								theoretical besttime: 1:38.175							
1	2:36.956	52.040	84	47.302	62	57.614	132	19	1:43.495	36.786	157	30.397	103	36.312	
2	1:42.219	38.651	156	30.353	106	33.215	188	20	2:32.636	1:28.048	158	30.751	107	33.837	187
3	1:41.362	37.618	157	30.459	109	33.285	194	21	1:39.609	36.694	159	29.994	110	32.921	194
4	1:41.328	37.582	158	30.466	113	33.280	192	22	1:39.357	36.633	159	29.962	112	32.762	191
5	1:41.108	37.259		30.419	108	33.430	193	23	1:38.286	36.150	159	29.783	115	32.353	196
6	1:40.932	37.391	157	30.205	112	33.336	188	24	1:38.304	36.151	160	29.672	112	32.481	195
7	1:40.893	37.319	158	30.388	110	33.186	194	25	1:38.741	36.273	159	29.973	115	32.495	191
8	1:40.890	36.669	158	30.578	109	33.643	190	26	1:39.043	36.436	160	29.942	109	32.665	192
9	1:41.486	37.235	158	30.676	109	33.575	192	27	1:39.202	36.384	159	30.075	113	32.743	193
10	1:41.133	36.909	159	30.648	106	33.576	191	28	1:39.213	36.381	158	30.271	112	32.561	191
11	1:41.097	37.019	157	30.459	112	33.619	191	29	1:39.327	36.568	158	30.037	112	32.722	192
12	1:40.614	36.923	158	30.417	106	33.274	188	30	1:40.069	37.095	159	30.136	112	32.838	195
13	1:40.447	36.844	158	30.465	107	33.138	193	31	1:40.113	36.816	157	30.448	111	32.849	191
14	1:40.052	36.541	158	30.444	108	33.067	193	32	1:40.423	37.144	158	30.373	111	32.906	192
15	1:40.149	36.710	158	30.416	107	33.023	193	33	1:39.699	36.688	159	30.235	110	32.776	191
16	1:40.223	36.738	157	30.308	108	33.177	193	34	1:39.784	36.846	159	30.129	111	32.809	191
17	1:40.448	36.653	157	30.359	107	33.436	192	35	1:41.391	37.207	155	30.995	111	33.189	190
18	1:40.689	36.774	156	30.539	105	33.376	194								

Lap	Time	SE1	SP1	SE2	SP2	SE3	SP3	Lap	Time	SE1	SP1	SE2	SP2	SE3	SP3
33 Frank Stippler, DEU/ Oliver Jarvis, GBR								theoretical besttime: 1:38.280							
1	2:36.894	52.836	95	47.154	61	56.904	136	19	2:25.203	1:21.216	158	30.622	98	33.365	188
2	1:42.930	38.957	157	30.913	100	33.060	191	20	1:40.394	37.125	159	30.274	104	32.995	190
3	1:41.197	37.479	152	30.537	100	33.181	192	21	1:39.607	36.829	158	29.863	108	32.915	191
4	1:41.258	37.523	155	30.508	104	33.227	191	22	1:40.489	37.128	159	30.392	101	32.969	195
5	1:41.321	37.201	155	30.556	105	33.564	194	23	1:39.646	36.577	160	30.336	104	32.733	194
6	1:40.787	37.498	156	30.190	105	33.099	194	24	1:39.368	36.708	158	30.067	111	32.593	194
7	1:41.497	37.353	144	30.875	100	33.269	192	25	1:39.403	36.540	159	30.115	105	32.748	193
8	1:41.452	37.298	155	30.506	105	33.648	193	26	1:39.312	36.513	159	30.295	104	32.504	195
9	1:42.438	37.803	155	30.946	103	33.689	190	27	1:39.107	36.581	159	30.068	113	32.458	190
10	1:42.126	37.650	153	30.769	101	33.707	193	28	1:38.878	36.669	158	30.214	110	31.995	193
11	1:42.197	37.517	156	30.576	101	34.104	194	29	1:38.685	36.649	158	29.780	112	32.256	192
12	1:42.191	37.387	155	30.601	104	34.203	193	30	1:38.701	36.746	157	29.772	113	32.183	194
13	1:41.784	37.312	155	30.548	104	33.924	193	31	1:39.561	37.011	158	29.871	114	32.679	192
14	1:41.137	37.369	155	30.287	112	33.481	192	32	1:39.771	36.815	159	30.047	108	32.909	192
15	1:41.094	36.908	154	30.931	108	33.255	193	33	1:40.450	37.584	158	30.195	110	32.671	191
16	1:41.682	37.214	144	31.064	104	33.404	193	34	1:39.872	37.119	158	30.107	111	32.646	193
17	1:40.763	36.884	157	30.502	108	33.377	195	35	1:40.954	37.333	156	30.533	116	33.088	192
18	1:44.417	37.283	158	30.528	106	36.606									

Lap	Time	SE1	SP1	SE2	SP2	SE3	SP3	Lap	Time	SE1	SP1	SE2	SP2	SE3	SP3
37 Nicky Pastorelli, ITA/ Thomas Jäger, DEU								theoretical besttime: 1:39.672							
1	2:36.751	53.885	91	46.960	57	55.906	142	19	2:30.754	1:23.503	150	32.705	99	34.546	187
2	1:42.936	39.223	157	30.647	98	33.066	194	20	1:41.953	37.537	156	30.648	109	33.768	184
3	1:41.407	37.525	156	30.629	99	33.253	193	21	1:40.937	37.049		30.500	106	33.388	190
4	1:41.890	37.645	155	30.836	100	33.409	190	22	1:40.495	36.909	157	30.424	107	33.162	192
5	1:41.124	37.464	156	30.406	101	33.254	192	23	1:40.923	37.179	159	30.501	109	33.243	187
6	1:41.119	37.307	157	30.359	106	33.453	192	24	1:40.523	37.081	159	30.476	106	32.966	192
7	1:41.444	37.512	156	30.475	102	33.457	191	25	1:40.492	37.180	158	30.515	112	32.797	191
8	1:42.059	37.392	155	30.764	105	33.903	193	26	1:40.703	37.169	159	30.606	113	32.928	194
9	1:43.016	37.555	154	30.771	103	34.690	188	27	1:40.600	37.431	158	30.222	109	32.947	194
10	1:42.361	38.017	155	30.646	104	33.698	191	28	1:40.985	37.411	155	30.728	110	32.846	191
11	1:41.804	37.505	157	30.504	104	33.795	191	29	1:40.501	37.203	157	30.700	112	32.598	193
12	1:41.845	37.441	156	30.508	104	33.896	191	30	1:40.359	37.121	158	30.497	109	32.741	192
13	1:42.000	37.434	156	30.622	105	33.944	192	31	1:41.743	37.352	158	31.192	108	33.199	194
14	1:41.773	37.474	157	30.543	105	33.756	191	32	1:40.911	37.491	154	30.471	113	32.949	193
15	1:42.389	37.508	159	30.716	107	34.165	189	33	1:40.364	37.330	158	30.397	113	32.637	193
16	1:41.515	37.418	158	30.629	105	33.468	193	34	1:40.121	37.039	158	30.299	114	32.783	193
17	1:41.625	37.353	160	30.735	103	33.537	192	35	1:40.071	36.861	154	30.213	114	32.997	190
18	1:45.041	37.439	160	30.859	101	36.743									



FIA GT1 World Championship

Lap analysis Qualifying Race

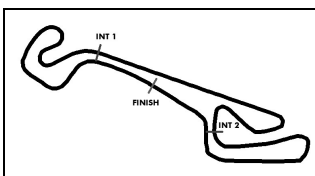
Provisional



Nogaro, Length: 3636 m
 Air temperature: 14.2°C
 Track temperature: 19.5°C
 Weather condition: Wet

Sunday 8.4.2012 14:15

Lap	Time	SE1	SP1	SE2	SP2	SE3	SP3	Lap	Time	SE1	SP1	SE2	SP2	SE3	SP3
38		Marc Basseng, DEU/ Marcus Winkelhock, DEU						theoretical besttime: 1:39.508							
1	2:36.698	54.500	93	46.904	67	55.294	143	19	1:40.896	36.890	156	30.790	101	33.216	193
2	1:44.273	39.943	158	30.952	99	33.378	195	20	1:40.926	37.151	158	30.612	105	33.163	193
3	1:41.541	37.344	157	30.608	105	33.589	194	21	1:41.355	37.460	158	30.643	106	33.252	193
4	1:41.613	37.496	154	30.623	110	33.494	192	22	1:41.187	37.426	158	30.605	105	33.156	193
5	1:41.842	37.693	153	30.608	107	33.541	194	23	1:41.253	37.436	157	30.645	101	33.172	191
6	1:41.671	37.457	151	30.627	109	33.587	193	24	1:41.114	37.514	155	30.448	106	33.152	193
7	1:41.858	37.566	151	30.639	105	33.653	192	25	1:40.773	37.420	157	30.513	106	32.840	194
8	1:42.414	37.691	153	30.688	104	34.035	188	26	1:40.764	37.464	157	30.689	110	32.611	193
9	1:43.460	37.697	155	30.834	110	34.929	193	27	1:40.551	37.478	156	30.423	103	32.650	193
10	1:42.720	37.898	154	30.856	100	33.966	191	28	1:40.548	37.531	154	30.489	106	32.528	193
11	1:43.803	37.924	153	31.463	99	34.416	190	29	1:40.901	37.691	154	30.327	108	32.883	187
12	1:42.591	37.807	154	30.829	102	33.955	192	30	1:40.618	37.534	153	30.579	105	32.505	193
13	1:42.499	37.754	155	30.794	99	33.951	191	31	1:41.961	37.634	154	31.281	108	33.046	192
14	1:41.867	37.462	153	30.750	102	33.655	186	32	1:40.819	37.407	155	30.431	104	32.981	193
15	1:45.097	37.559	155	30.833	100	36.705		33	1:40.076	36.857	155	30.149	110	33.070	192
16	2:24.483	1:20.165	160	30.928	98	33.390	191	34	1:40.026	37.009	153	30.146	109	32.871	191
17	1:40.822	37.269	159	30.479	105	33.074	191	35	1:40.321	37.209	153	30.194	110	32.918	189
18	1:40.577	37.031	157	30.528	103	33.018	193								



FIA GT1 World Championship

Lap chart Qualifying Race

Provisional



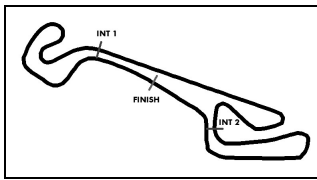
Nogaro, Length: 3636 m

Sunday 8.4.2012 14:15

POS	1	2	3	4	5	6	7	8	9	10	11	12	13	14	15	16	17	18
LAP 1	3	32	33	4	38	37	2	24	25	9	18	17	6	7	10	8		
LAP 2	3	32	24	33	37	2	4	38	9	25	18	17	10	6	8	.	7	
LAP 3	24	3	32	33	37	2	4	38	25	9	18	17	10	6	8	7		
LAP 4	24	3	32	33	2	37	4	38	25	9	18	17	10	6	8	7		
LAP 5	24	3	32	2	33	37	4	25	38	9	18	17	10	6	8	7		
LAP 6	24	3	32	2	33	37	4	25	38	9	18	17	6	10	8	.	7	
LAP 7	24	3	32	2	33	37	4	25	38	9	18	17	6	10	8	7'		
LAP 8	24	32	3	2	33	37	4	25	38	18	9	17	6	10	8	7'		
LAP 9	24	32	3	2	33	37	4	25	18	38	9	17	6	10	8	7'		
LAP 10	24	32	2	3	33	37	4	25	18	38	9	17	6	10	8	7'		
LAP 11	24	32	2	3	33	37	4	25	18	38	9	17	6	10	8	7'		
LAP 12	24	32	2	3	33	37	4	25	18	38	9	17	6	10	8	7'		
LAP 13	24	32	2	3	33	37	4	25	18	38	9	17	6	10	8	7'		
LAP 14	24	32	2	33	3	37	4	25	18	38	9	17	.6	10	.8'	7'		
LAP 15	24	32	2	33	37	4	.3	.25	.18	9	.38	17	10	6'	.7'	8'		
LAP 16	24	32	2	33	37	4	9	17	3	38	10	25	18	6'	8'	7'		
LAP 17	24	32	2	33	37	4	.9	17	3	38	25	.10	18	6'	8'	7'		
LAP 18	.24	32	2	.33	.37	.4	.17	3	38	25	9	18	6'	8'	10'	7'		
LAP 19	.32	.2	24	33	3	38	37	4	25	9	18	17	6	8'	10'	7'		
LAP 20	24	32	2	33	3	38	37	4	25	9	18	17	6	8'	10'	7'		
LAP 21	24	32	2	33	3	38	37	4	25	9	18	17	6	8'	10'	7'		
LAP 22	24	32	33	2	3	38	37	25	4	9	18	17	6	8'	10'	7'		
LAP 23	24	32	33	2	3	38	37	25	9	4	18	17	6	8'	7'	10'		
LAP 24	24	32	33	2	3	38	37	25	9	4	18	17	6	8'	7'	10'		
LAP 25	24	32	33	2	3	38	37	25	9	4	18	17	6'	8'	7'	10'		
LAP 26	24	32	33	2	3	38	37	25	9	4	18	17	6'	8'	7'	10'		
LAP 27	32	24	33	2	3	38	37	25	9	4	18	17	6'	8'	7'	10'		
LAP 28	32	24	33	2	3	38	37	25	9	4	18	17	6'	8'	.7'	10'		
LAP 29	32	24	33	2	3	38	37	25	9	4	18	17	6'	8'	10'	7'		
LAP 30	32	24	33	2	3	38	37	25	9	4	18	17	6'	8'	10'	7'		
LAP 31	32	24	33	2	3	38	37	25	9	4	18	17	6'	8'	10'	7'		
LAP 32	32	24	33	2	3	38	37	25	9	4	18	17	6'	8'	10'	7'		
LAP 33	32	33	24	2	3	38	37	25	9	4	18	17	6'	8'	10'	7'		
LAP 34	32	33	24	2	3	38	37	25	9	4	18	17	6'	8'				
LAP 35	32	33	24	2	3	38	37	25	9	4	18	17						

. - PIT STOP ' - LAP BEHIND





FIA GT1 World Championship

Start Grid Championship Race



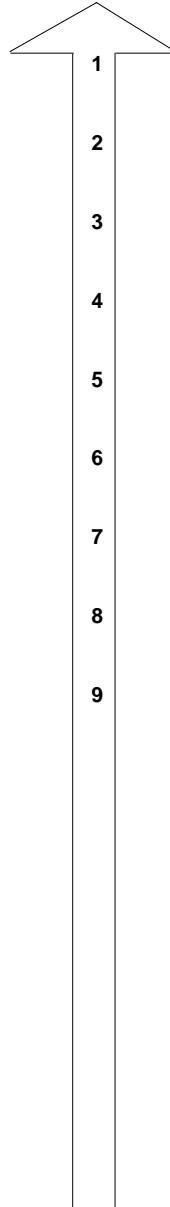
Official

Nogaro, Length: 3636 m
 Air temperature: 8.1°C
 Track temperature: 13.1°C
 Weather condition: Dry

Monday 9.4.2012 14:15

POLE POSITION

32 Belgian Audi Club Team WRT (1.) Stephane Ortelli/ Laurens Vanthoor
24 Reiter Engineering (3.) Albert von Thurn und Taxis/ Tomas Enge
3 AF Corse (5.) Toni Vilander/ Filip Salaquarda
37 All-inkl.com Münnich Motorsport (7.) Nicky Pastorelli/ Thomas Jäger
9 Exim Bank Team China (9.) Mike Parisy/ Matt Halliday
17 Vita4one Racing Team (11.) Nikolaus Mayr-Melnhof/ Mathias Lauda
6 Valmon Racing Team Russia (13.) Andreas Zuber/ Sergey Afanasyev
10 Sunred (15.) Milos Pavlovic/ Matteo Cressoni
1 Hexis Racing Frederic Makowiecki/ Stef Dusseldorp

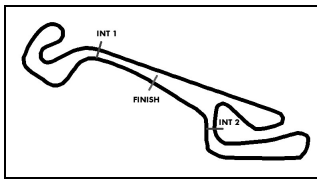


33 Belgian Audi Club Team WRT (2.) Frank Stippler/ Oliver Jarvis
2 Hexis Racing (4.) Gregoire Demoustier/ Alvaro Parente
38 All-inkl.com Münnich Motorsport (6.) Marc Basseng/ Marcus Winkelhock
25 Reiter Engineering (8.) Darryl O Young/ Peter Kox
4 AF Corse (10.) Enzo Ide/ Francesco Castellacci
18 Vita4one Racing Team (12.) Yelmer Buurman/ Michael Bartels
8 Exim Bank Team China (14.) Benjamin Lariche/ Ren Wei
7 Valmon Racing Team Russia (16.) Maxime Martin/ Alexej Vasiliev

Steward:

Steward:

Steward:



FIA GT1 World Championship

Results Championship Race

Official



Nogaro, Length: 3636 m
Air temperature: 20.1°C
Track temperature: 27.5°C
Weather condition: Dry

Monday 9.4.2012 14:15

started : 17 classified : 15 not classified : 2

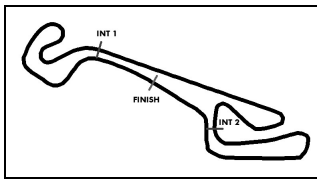
	Drivers	Team	Car	Laps	Total Time	Gap	Kph	Lap	Time	Kph
1	32 S.Ortelli /L.Vanthoor	Belgian Audi Club Team WRT(BEL)	Audi R8 LMS	40	1:00:26.801		144.4	5	1:27.959	148.8
2	33 F.Stippler /O.Jarvis	Belgian Audi Club Team WRT(BEL)	Audi R8 LMS	40	1:00:30.532	3.731	144.2	4	1:28.014	148.7
3	38 M.Basseng/ M.Winkelhock	All-inkl.com Münnich Motorsport(DE)	Mercedes-Benz SLS AMG	40	1:00:31.222	4.421	144.2	27	1:28.696	147.6
4	37 N.Pastorelli/ T.Jäger	All-inkl.com Münnich Motorsport(DE)	Mercedes-Benz SLS AMG	40	1:00:33.167	6.366	144.1	21	1:28.343	148.2
5	4 E.Ide/ F.Castellacci	AF Corse(ITA)	Ferrari 458 Italia	40	1:00:45.726	18.925	143.6	24	1:28.590	147.8
6	3 T.Vilander /F.Salaquarda	AF Corse(ITA)	Ferrari 458 Italia	40	1:00:48.032	21.231	143.5	4	1:28.129	148.5
7	25 D.O Young/ P.Kox	Reiter Engineering(DEU)	Lamborghini Gallardo LP600	40	1:00:48.483	21.682	143.5	26	1:27.881	148.9
8	24 A.von Thurn und Taxis/ T.Engel	Reiter Engineering(DEU)	Lamborghini Gallardo LP600	40	1:01:02.035	35.234	143.0	23	1:28.144	148.5
9	9 M.Parisy /M.Halliday	Exim Bank Team China(CHN)	Porsche 911 GT3 R	40	1:01:16.420	49.619	142.4	7	1:28.099	148.6
10	18 Y.Buurman /M.Bartels	Vita4one Racing Team(DEU)	BMW Z4 GT3	40	1:01:27.108	1:00.307	142.0	19	1:29.697	145.9
11	17 N.Mayr-Melnhof/ M.Lauda	Vita4one Racing Team(DEU)	BMW Z4 GT3	40	1:01:32.609	1:05.808	141.8	22	1:29.292	146.6
12	7 M.Martin /A.Vasiliev	Valmon Racing Team Russia(RUS)	Aston Martin DBRS9	40	1:01:53.968	1:27.167	141.0	5	1:29.146	146.8
13	6 A.Zuber /S.Afanasyev	Valmon Racing Team Russia(RUS)	Aston Martin DBRS9	39	1:01:00.764	1 LAP	139.5	6	1:30.379	144.8
14	10 M.Pavlovic/ M.Cressoni	Sunred(ESP)	Ford GT	38	1:01:31.666	2LAPS	134.7	37	1:30.948	143.9
15	8 B.Lariche /R.Wei	Exim Bank Team China(CHN)	Porsche 911 GT3 R	37	1:00:35.910	3LAPS	133.2	4	1:30.024	145.4
	2 G.Demoustier /A.Parente	Hexis Racing(FRA)	McLaren MP4-12C	18	29:07.047	22LAPS	134.9	2	1:29.616	146.1
	1 F.Makowiecki /S.Dusseldorp	Hexis Racing(FRA)	McLaren MP4-12C	3	4:39.611	37LAPS	140.4	2	1:30.378	144.8

Fastest lap of the race. Car 25 driver Kox on lap 26. Time 1:27.881, average speed 148.9 km/h.

Steward:

Steward:

Steward:



FIA GT1 World Championship

Lap analysis Championship Race

Provisional



Nogaro, Length: 3636 m
 Air temperature: 18.1°C
 Track temperature: 24.5°C
 Weather condition: Dry

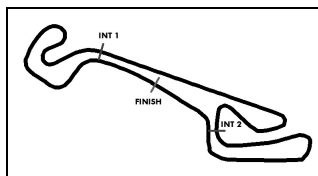
Monday 9.4.2012 14:15

Lap	Time	SE1	SP1	SE2	SP2	SE3	SP3	Lap	Time	SE1	SP1	SE2	SP2	SE3	SP3
1 Frederic Makowiecki, FRA/ Stef Dusseldorp, NLD								theoretical besttime: 1:29.550							
1	1:34.190	36.670	162	27.961	127	29.559		3	1:32.560	32.394	163	27.825	118	32.341	
2	1:30.378	32.887	166	28.160	123	29.331									

2 Gregoire Demoustier, FRA/ Alvaro Parente, PRT								theoretical besttime: 1:29.484							
1	1:33.175	35.430	162	28.073	121	29.672		10	1:30.570	32.992	163	27.942	118	29.636	
2	1:29.616	32.767	163	27.544	121	29.305		11	1:30.724	33.108	163	27.922	118	29.694	
3	1:32.269	32.637	163	29.472	100	30.160		12	1:31.038	33.230	162	27.997	118	29.811	
4	1:29.671	32.682	165	27.602	124	29.387		13	1:30.823	33.262	163	27.903	118	29.658	
5	1:30.205	32.726	163	27.542	124	29.937		14	1:30.953	33.362	163	27.837	121	29.754	
6	1:30.573	33.011	164	27.824	120	29.738		15	1:31.492	33.379	162	28.104	119	30.009	
7	1:31.148	33.615	165	27.936	120	29.597		16	1:31.934	33.489	162	28.142	120	30.303	
8	1:30.440	32.889	163	27.868	121	29.683		17	1:35.080	33.775	162	28.196	112	33.109	
9	1:31.036	33.038	163	28.091	115	29.907		18	3:14.465	1:30.013	110	46.263	73	58.189	

3 Toni Vilander, FIN/ Filip Salaquarda, CZE								theoretical besttime: 1:27.952							
1	1:31.287	35.006	163	27.349	127	28.932	206	22	1:28.608	32.176	162	27.335	130	29.097	208
2	1:28.244	31.892	164	27.392	131	28.960	206	23	1:29.034	32.460	163	27.330	130	29.244	207
3	1:28.184	31.980	164	27.228	132	28.976	205	24	1:28.839	32.481	162	27.177	134	29.181	207
4	1:28.129	31.843	165	27.327	127	28.959	208	25	1:28.901	32.536	161	27.209	132	29.156	207
5	1:28.394	31.966	164	27.289	129	29.139	207	26	1:28.602	32.305	164	27.207	128	29.090	207
6	1:28.399	32.008	163	27.307	131	29.084	207	27	1:29.090	32.365	163	27.440	129	29.285	207
7	1:28.398	32.132	165	27.277	130	28.989	207	28	1:29.053	32.444	163	27.382	130	29.227	207
8	1:28.592	32.159	164	27.307	130	29.126	208	29	1:29.018	32.365	163	27.244	129	29.409	207
9	1:28.966	32.368	164	27.427	128	29.171	208	30	1:29.274	32.575	163	27.405	126	29.294	206
10	1:28.741	32.243	163	27.309	131	29.189	207	31	1:29.145	32.538	163	27.423	129	29.184	207
11	1:29.466	32.668	163	27.352	126	29.446	207	32	1:29.637	32.760	163	27.471	128	29.406	206
12	1:32.295	32.732	163	27.450	129	32.113		33	1:29.714	32.736	162	27.752	124	29.226	206
13	1:42.142	44.996	163	27.560	129	29.586	206	34	1:29.490	32.615	162	27.475	129	29.400	206
14	1:29.582	32.556	162	27.431	127	29.595	205	35	1:29.611	32.630	163	27.474	128	29.507	205
15	1:30.114	32.767	163	27.700	129	29.647	205	36	1:30.037	32.954	163	27.635	126	29.448	202
16	1:30.288	32.853	163	27.710	126	29.725	206	37	1:29.384	32.533	164	27.475	129	29.376	207
17	1:30.728	33.129	162	27.754	125	29.845	204	38	1:29.752	32.823	163	27.587	126	29.342	207
18	1:30.444	32.822	161	27.934	124	29.688	206	39	1:29.736	32.705	163	27.563	127	29.468	206
19	1:33.574	33.044	164	27.861	126	32.669		40	1:29.428	32.665	164	27.323	129	29.440	207
20	2:24.722	1:26.539	158	28.503	123	29.680	204								
21	1:29.130	32.369	163	27.453	131	29.308	205								

4 Enzo Ide, BEL/ Francesco Castellacci, ITA								theoretical besttime: 1:28.355							
1	1:33.335	35.652	162	27.992	116	29.691	206	22	1:28.879	32.440	162	27.279	127	29.160	205
2	1:29.648	32.884	163	27.363	121	29.401	204	23	1:29.437	32.719	162	27.422	127	29.296	204
3	1:29.044	32.696	163	27.389	125	28.959	206	24	1:28.590	32.243	163	27.197	129	29.150	207
4	1:29.353	32.389	164	27.472	123	29.492	205	25	1:28.768	32.208	163	27.276	130	29.284	206
5	1:29.222	32.489	163	27.508	118	29.225	205	26	1:28.623	32.232	163	27.206	130	29.185	207
6	1:29.836	32.397	163	27.935	125	29.504	205	27	1:29.186	32.359	162	27.409	129	29.418	206
7	1:29.325	32.535	163	27.538	120	29.252	206	28	1:29.010	32.434	163	27.215	127	29.361	205
8	1:29.348	32.541	163	27.517	124	29.290	207	29	1:29.090	32.373	163	27.220	129	29.497	206
9	1:29.218	32.469	163	27.386	125	29.363	206	30	1:28.882	32.347	163	27.373	126	29.162	207
10	1:29.521	32.599	161	27.458	125	29.464	206	31	1:29.208	32.492	163	27.374	128	29.342	206
11	1:29.676	32.630	163	27.592	123	29.454	206	32	1:29.607	32.828	162	27.388	128	29.391	206
12	1:30.320	33.169	160	27.759	121	29.392	205	33	1:29.033	32.363	162	27.359	129	29.311	206
13	1:29.803	32.674	161	27.702	122	29.427	205	34	1:29.287	32.467	163	27.436	127	29.384	205
14	1:30.205	32.829	162	27.722	120	29.654	203	35	1:29.372	32.569	163	27.188	130	29.615	206
15	1:31.581	34.153	161	27.799	125	29.629	205	36	1:29.712	32.490	163	27.434	128	29.788	206
16	1:30.397	33.126	162	27.786	121	29.485	206	37	1:29.755	32.621	164	27.327	129	29.807	206
17	1:33.821	33.318	154	27.807	125	32.696		38	1:29.614	32.574	163	27.567	127	29.473	206
18	2:25.650	1:28.061	162	27.737	126	29.852	203	39	1:29.502	32.512	164	27.468	128	29.522	206
19	1:29.663	32.650	163	27.367	126	29.646	202	40	1:29.565	32.622	163	27.408	127	29.535	207
20	1:30.263	33.205	162	27.636	126	29.422	203								
21	1:29.369	32.580	163	27.368	129	29.421	205								



FIA GT1 World Championship

Lap analysis Championship Race



France
6-9 April 2012

Provisional

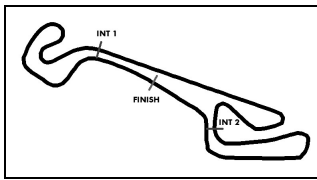
Nogaro, Length: 3636 m
Air temperature: 18.1°C
Track temperature: 24.5°C
Weather condition: Dry

Monday 9.4.2012 14:15

Lap	Time	SE1	SP1	SE2	SP2	SE3	SP3	Lap	Time	SE1	SP1	SE2	SP2	SE3	SP3
6 Andreas Zuber, AUS/ Sergey Afanasyev, RUS								theoretical besttime: 1:30.101							
1	1:36.403	37.621	161	28.816	116	29.966	203	21	1:31.462	33.405	164	28.025	119	30.032	206
2	1:30.520	33.180	164	27.700	123	29.640	205	22	1:31.088	33.167	164	28.082	118	29.839	206
3	1:30.406	33.007	163	27.879	124	29.520	206	23	1:31.240	33.389	165	28.013	121	29.838	206
4	1:30.437	32.959	163	27.801	125	29.677	205	24	1:32.748	33.069	164	29.411	114	30.268	206
5	1:31.030	32.947	162	28.069	123	30.014	204	25	1:31.792	33.413	164	28.148	118	30.231	206
6	1:30.379	32.886	163	27.752	122	29.741	206	26	1:31.857	33.552	166	28.079	122	30.226	204
7	1:30.424	32.881	163	27.815	121	29.728	207	27	1:31.325	33.164	161	28.037	118	30.124	207
8	1:30.889	33.226	162	28.009	122	29.654	207	28	1:31.590	33.265	165	28.261	115	30.064	204
9	1:30.627	32.991	164	27.910	122	29.726	207	29	1:31.907	33.605	165	28.220	113	30.082	206
10	1:30.998	33.133	161	28.102	123	29.763	205	30	1:31.677	33.604	165	28.064	115	30.009	204
11	1:30.925	33.297	161	27.925	119	29.703	206	31	1:32.947	33.491	165	28.156	114	31.300	201
12	1:31.252	33.229	161	28.061	125	29.962	207	32	1:37.430	35.681	162	29.407	110	32.342	204
13	1:30.887	33.326	163	27.842	123	29.719	207	33	1:32.778	33.785	165	28.442	111	30.551	203
14	1:31.203	33.280	162	27.990	124	29.933	205	34	1:32.285	33.672	165	28.235	116	30.378	203
15	1:31.375	33.394	163	28.039	123	29.942	206	35	1:34.746	33.683	164	28.290	117	32.773	150
16	1:31.499	33.482	163	27.994	123	30.023	205	36	1:34.299	35.236	164	28.445	116	30.618	201
17	1:35.879	33.393	161	28.155	121	34.331		37	1:32.442	33.779	164	28.368	114	30.295	204
18	2:41.881	1:42.354	162	28.894	110	30.633	203	38	1:31.891	33.505	165	28.243	113	30.143	203
19	1:31.562	33.542	166	28.001	117	30.019	203	39	1:32.432	33.816	165	28.180	115	30.436	203
20	1:31.721	33.553	165	28.154	116	30.014	206								

7 Maxime Martin, BEL/ Alexej Vasiliev, RUS								theoretical besttime: 1:28.940							
1	1:35.706	37.746	166	28.162	118	29.798	206	22	2:27.614	1:28.633	158	28.628	119	30.353	204
2	1:29.765	32.873	168	27.624	118	29.268	208	23	1:32.375	33.868	168	28.204	123	30.303	206
3	1:30.283	32.719	167	28.003	117	29.561	208	24	1:30.981	33.255	164	27.732	125	29.994	205
4	1:29.804	33.071	167	27.597	119	29.136	209	25	1:31.163	33.505	163	27.801	126	29.857	206
5	1:29.146	32.381	167	27.425	122	29.340	208	26	1:31.580	33.649	164	27.697	126	30.234	201
6	1:30.165	32.744	166	27.811	118	29.610	208	27	1:31.551	33.601	165	28.006	120	29.944	207
7	1:29.849	32.967	167	27.595	120	29.287	209	28	1:34.927	33.509	165	27.884	118	33.534	
8	1:29.298	32.584	167	27.452	122	29.262	210	29	1:44.911	46.674	164	28.181	123	30.056	208
9	1:29.230	32.498	166	27.598	123	29.134	211	30	1:31.044	33.238	165	27.802	125	30.004	206
10	1:29.292	32.548	166	27.459	123	29.285	209	31	1:31.749	33.461	164	28.108	121	30.180	207
11	1:29.489	32.608	166	27.573	123	29.308	209	32	1:31.752	33.647	164	27.799	126	30.306	206
12	1:29.513	32.601	166	27.528	121	29.384	208	33	1:31.326	33.397	164	27.776	125	30.153	207
13	1:30.021	32.800	166	27.803	119	29.418	209	34	1:31.537	33.531	164	27.848	125	30.158	207
14	1:29.921	32.793	165	27.659	120	29.469	209	35	1:31.862	33.738	164	28.043	123	30.081	207
15	1:29.892	32.733	166	27.576	122	29.583	209	36	1:31.518	33.563	163	27.818	124	30.137	208
16	1:30.203	32.873	165	27.798	121	29.532	209	37	1:31.588	33.515	164	27.919	125	30.154	208
17	1:30.867	32.839	165	28.371	119	29.657	210	38	1:32.562	34.097	165	28.017	126	30.448	206
18	1:30.554	32.989	166	28.011	118	29.554	210	39	1:32.516	33.814	164	28.049	121	30.653	204
19	1:30.330	33.082	167	27.699	119	29.549	209	40	1:32.870	34.318	165	27.842	123	30.710	199
20	1:29.933	32.788	165	27.776	121	29.369	209								
21	1:32.624	32.717	166	27.841	118	32.066									

8 Benjamin Lariche, FRA/ Ren Wei, CHN								theoretical besttime: 1:30.024							
1	1:37.891	38.581	163	28.859	116	30.451	205	20	1:40.012	36.564	150	30.238	101	33.210	192
2	1:31.046	33.197	165	28.143	119	29.706	205	21	1:39.741	37.607	152	29.555	111	32.579	193
3	1:30.333	32.650	165	28.035	122	29.648	208	22	1:42.957	37.982	153	29.880	110	35.095	186
4	1:30.024	32.637	165	27.820	117	29.567	207	23	1:40.250	38.163	127	29.982	111	32.105	191
5	1:30.837	32.974	165	28.044	122	29.819	207	24	1:37.657	36.210	155	29.367	114	32.080	194
6	1:30.881	33.025	165	28.109	122	29.747	207	25	1:38.789	37.224	156	29.508	112	32.057	193
7	1:30.522	32.815	164	28.028	119	29.679	206	26	1:37.701	36.034	154	29.453	114	32.214	193
8	1:30.652	33.084	165	27.988	120	29.580	208	27	1:37.360	35.853	160	29.217	113	32.290	192
9	1:30.737	32.968	165	27.970	119	29.799	207	28	1:38.462	37.455	157	29.073	119	31.934	194
10	1:30.917	33.013	164	28.014	120	29.890	207	29	1:45.148	41.707	135	30.775	102	32.666	191
11	1:30.964	33.106	164	28.043	119	29.815	207	30	1:41.419	39.376	151	29.664	108	32.379	193
12	1:31.239	33.074	164	28.343	120	29.822	207	31	1:39.682	36.869	149	30.137	109	32.676	192
13	1:31.295	33.280	163	28.038	119	29.977	207	32	1:38.965	37.313	149	29.662	111	31.990	193
14	1:31.669	33.144	164	28.551	119	29.974	206	33	1:40.824	37.367	119	31.564	112	31.893	195
15	1:31.626	33.400	165	28.252	121	29.974	207	34	1:38.935	36.946	152	29.598	109	32.391	192
16	1:31.633	33.269	165	28.310	119	30.054	207	35	1:37.606	36.335	147	29.425	115	31.846	195



FIA GT1 World Championship

Lap analysis Championship Race

Provisional



Nogaro, Length: 3636 m
 Air temperature: 18.1°C
 Track temperature: 24.5°C
 Weather condition: Dry

Monday 9.4.2012 14:15

Lap	Time	SE1	SP1	SE2	SP2	SE3	SP3	Lap	Time	SE1	SP1	SE2	SP2	SE3	SP3
17	1:31.969	33.302	164	28.545	118	30.122	207	36	1:37.380	37.182	158	28.511	119	31.687	197
18	1:34.256	33.998	166	28.084	121	32.174		37	1:44.351	36.133	143	31.521	112	36.697	194
19	3:07.682	2:00.901	139	31.636	108	35.145	188								

9 Mike Parisy, FRA/ Matt Halliday, NZL

theoretical besttime: 1:28.027

1	1:33.579	35.946	162	28.050	122	29.583	204	22	3:03.121	2:04.283	162	28.347	120	30.491	207
2	1:29.648	33.036	165	27.376	126	29.236	208	23	1:29.479	32.895	165	27.442	124	29.142	208
3	1:29.541	32.780	164	27.876	123	28.885	210	24	1:28.536	32.162	165	27.352	121	29.022	209
4	1:28.704	32.244	165	27.278	123	29.182	208	25	1:28.172	32.121	165	27.142	127	28.909	210
5	1:29.422	32.675	165	27.433	121	29.314	204	26	1:28.613	32.267	164	27.235	123	29.111	209
6	1:28.278	32.299	166	27.084	125	28.895	210	27	1:28.612	32.158	165	27.253	122	29.201	209
7	1:28.099	32.086	165	27.108	122	28.905	211	28	1:28.679	32.266	166	27.426	121	28.987	209
8	1:28.381	32.108	165	27.308	125	28.965	210	29	1:28.545	32.301	166	27.178	123	29.066	209
9	1:28.261	32.075	166	27.318	125	28.868	211	30	1:28.615	32.331	165	27.140	121	29.144	209
10	1:28.474	32.308	166	27.160	126	29.006	210	31	1:28.969	32.491	165	27.240	121	29.238	207
11	1:28.982	32.548	165	27.380	126	29.054	210	32	1:29.540	33.005	165	27.401	121	29.134	209
12	1:28.800	32.357	165	27.335	127	29.108	209	33	1:28.390	32.245	165	27.216	122	28.929	209
13	1:31.870	32.533	165	27.470	126	31.867		34	1:29.302	32.362	166	27.280	121	29.660	208
14	1:41.398	44.657	165	27.546	121	29.195	209	35	1:29.241	32.471	164	27.524	122	29.246	207
15	1:29.308	32.707	165	27.404	127	29.197	210	36	1:29.003	32.541	165	27.331	122	29.131	208
16	1:29.840	32.509	167	27.771	124	29.560	209	37	1:29.154	32.529	167	27.310	123	29.315	209
17	1:29.674	32.736	166	27.561	125	29.377	210	38	1:28.985	32.422	167	27.329	120	29.234	209
18	1:29.108	32.646	166	27.230	127	29.232	209	39	1:28.751	32.468	164	27.251	124	29.032	210
19	1:29.390	32.630	166	27.536	126	29.224	209	40	1:29.071	32.437	167	27.372	122	29.262	209
20	1:28.971	32.508	166	27.310	127	29.153	210								
21	1:31.865	32.507	167	27.308	126	32.050									

10 Milos Pavlovic, SRB/ Matteo Cressoni, ITA

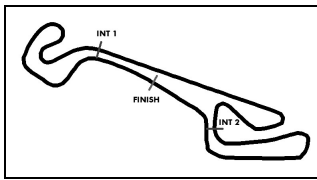
theoretical besttime: 1:30.802

1	1:38.467	38.730	157	29.019	117	30.718	200	21	1:31.458	33.265	160	28.263	122	29.930	201
2	1:31.854	33.431	159	28.150	124	30.273	197	22	1:31.303	32.968	160	28.157	123	30.178	198
3	1:32.371	33.583	159	28.280	122	30.508	197	23	1:37.094	33.668	159	28.416	123	35.010	
4	1:32.549	33.711	158	28.444	118	30.394	198	24	2:20.206	1:21.319	160	28.496	119	30.391	200
5	1:32.769	33.915	159	28.390	122	30.464	198	25	1:31.919	33.555	159	28.298	120	30.066	201
6	1:32.982	34.047	158	28.480	121	30.455	198	26	1:31.455	33.343	159	28.195	122	29.917	200
7	1:32.639	33.839	157	28.298	119	30.502	197	27	1:31.333	33.250	159	28.198	122	29.885	201
8	1:32.444	33.735	158	28.501	118	30.208	200	28	1:31.629	33.407	160	28.237	121	29.985	203
9	1:32.515	33.499	160	28.671	122	30.345	200	29	1:32.737	34.393	158	28.338	121	30.006	201
10	1:32.398	33.616	157	28.398	117	30.384	199	30	1:31.373	33.228	159	28.253	121	29.892	201
11	1:33.245	33.934	157	28.451	122	30.860	198	31	1:31.206	33.141	159	28.257	121	29.808	200
12	1:32.328	33.733	158	28.387	118	30.208	200	32	1:33.209	33.644	159	28.992	121	30.573	201
13	1:32.854	34.158	158	28.400	116	30.296	199	33	1:32.526	33.453	159	29.035	121	30.038	200
14	1:32.147	33.697	158	28.217	120	30.233	199	34	1:31.460	33.390	159	28.154	123	29.916	200
15	1:32.553	33.790	158	28.283	116	30.480	197	35	1:31.229	33.108	160	28.105	120	30.016	202
16	1:32.478	33.792	158	28.318	119	30.368	198	36	1:31.386	33.391	158	28.184	122	29.811	201
17	1:32.393	33.750	158	28.397	120	30.246	201	37	1:30.948	33.114	160	28.044	122	29.790	201
18	1:32.538	33.862	158	28.400	120	30.276	199	38	1:31.503	33.366	160	28.136	122	30.001	202
19	1:37.262	34.700	158	28.488	120	34.074									
20	3:36.233	2:36.674	160	29.018	115	30.541	200								

17 Nikolaus Mayr-Melnhof, AUT/ Mathias Lauda, AUT

theoretical besttime: 1:29.234

1	1:36.844	38.324	158	28.520	118	30.000	198	22	1:29.292	32.443	162	27.651	129	29.198	203
2	1:30.650	33.281	159	27.616	126	29.753	198	23	1:29.784	32.764	163	27.823	127	29.197	204
3	1:30.318	33.034	160	27.851	133	29.433	204	24	1:29.816	32.620	161	27.823	128	29.373	202
4	1:30.457	32.963	161	27.840	130	29.654	202	25	1:30.280	33.172	162	27.799	126	29.309	204
5	1:30.918	33.028	160	27.853	125	30.037	202	26	1:30.039	32.811	163	27.864	128	29.364	204
6	1:30.599	33.047	160	27.834	126	29.718	201	27	1:30.558	33.054	163	28.000	128	29.504	204
7	1:30.327	32.843	160	27.925	126	29.559	204	28	1:30.231	32.851	162	27.812	127	29.568	202
8	1:30.915	33.219	157	27.922	124	29.774	204	29	1:30.480	33.068	162	27.797	125	29.615	204
9	1:30.783	33.003	160	27.875	127	29.905	204	30	1:30.524	33.034	162	27.841	125	29.649	203
10	1:31.004	33.084	158	28.202	127	29.718	204	31	1:30.690	33.058	163	27.921	125	29.711	204
11	1:30.835	33.190	157	27.956	124	29.689	202	32	1:31.488	33.098	162	28.485	126	29.905	203
12	1:31.529	33.360	158	27.996	127	30.173	202	33	1:30.950	33.280	162	27.978	126	29.692	203



FIA GT1 World Championship

Lap analysis Championship Race



Provisional

Nogaro, Length: 3636 m
 Air temperature: 18.1°C
 Track temperature: 24.5°C
 Weather condition: Dry

Monday 9.4.2012 14:15

Lap	Time	SE1	SP1	SE2	SP2	SE3	SP3	Lap	Time	SE1	SP1	SE2	SP2	SE3	SP3
13	1:31.297	33.192	158	28.128	124	29.977	204	34	1:31.001	33.325	162	27.803	131	29.873	202
14	1:31.917	33.518	158	28.289	128	30.110	202	35	1:30.716	33.184	162	27.801	128	29.731	204
15	1:31.512	33.420	159	28.140	122	29.952	203	36	1:31.317	33.783	162	27.887	126	29.647	204
16	1:31.747	33.295	160	28.290	123	30.162	202	37	1:30.772	33.321	163	27.875	127	29.576	204
17	1:31.903	33.419	158	28.319	127	30.165	202	38	1:30.475	32.958	162	27.925	125	29.592	206
18	1:31.723	33.505	158	28.221	125	29.997	203	39	1:30.773	33.144	162	27.967	128	29.662	204
19	1:34.980	33.199	159	28.240	123	33.541		40	1:30.417	32.987	162	27.743	127	29.687	204
20	2:20.622	1:22.831	161	28.145	126	29.646	204								
21	1:29.725	32.794	161	27.756	130	29.175	204								

18 Yelmer Buurman, NLD/ Michael Bartels, DEU

theoretical besttime: 1:29.428

1	1:35.687	37.470	159	28.475	122	29.742	204	22	1:30.300	32.885	160	28.006	122	29.409	203
2	1:30.867	33.058	162	28.295	120	29.514	204	23	1:30.237	32.834	160	27.967	120	29.436	205
3	1:30.336	32.816	161	27.775	122	29.745	203	24	1:30.409	32.886	160	28.057	123	29.466	203
4	1:30.609	32.921	162	27.859	125	29.829	203	25	1:30.185	32.837	160	27.872	120	29.476	203
5	1:30.202	32.955	162	27.670	124	29.577	203	26	1:30.489	32.993	161	27.962	121	29.534	204
6	1:30.396	32.883	162	27.817	126	29.696	204	27	1:31.533	33.134	162	28.132	124	30.267	203
7	1:30.478	32.970	162	27.785	123	29.723	204	28	1:31.921	33.582	160	27.970	122	30.369	196
8	1:30.314	32.916	162	27.839	121	29.559	205	29	1:31.545	33.536	160	28.141	120	29.868	200
9	1:30.844	33.022	162	28.000	121	29.822	205	30	1:30.832	33.068	161	27.908	122	29.856	201
10	1:30.588	33.108	161	27.843	123	29.637	204	31	1:30.782	33.196	161	27.963	120	29.623	203
11	1:30.554	32.753	161	27.918	119	29.883	203	32	1:30.316	32.719	162	27.903	120	29.694	201
12	1:30.956	33.031	161	27.915	119	30.010	200	33	1:30.360	32.890	161	27.823	122	29.647	202
13	1:31.044	32.913	161	28.075	121	30.056	203	34	1:30.865	33.089	162	28.105	121	29.671	200
14	1:31.377	33.367	160	27.868	123	30.142	201	35	1:31.508	33.184	161	28.393	119	29.931	197
15	1:31.307	33.016	161	28.280	116	30.011	202	36	1:30.982	33.059	161	28.017	120	29.906	202
16	1:31.661	33.300	162	28.236	116	30.125	203	37	1:31.057	33.270	161	28.190	118	29.597	203
17	1:35.812	33.812	162	28.212	116	33.788		38	1:31.006	33.282	160	28.040	119	29.684	203
18	2:15.274	1:17.114	158	28.643	122	29.517	203	39	1:31.007	33.089	161	28.197	118	29.721	203
19	1:29.697	32.508	161	27.939	124	29.250	203	40	1:30.455	32.920	162	27.910	121	29.625	202
20	1:29.965	32.588	158	27.910	126	29.467	202								
21	1:31.117	33.654	161	28.017	122	29.446	203								

24 Albert von Thurn und Taxis, DEU/ Tomas Enge, CZE

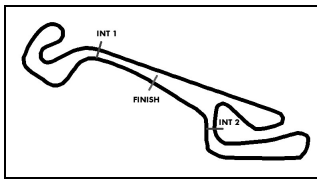
theoretical besttime: 1:28.055

1	1:37.988	38.287	160	29.357	120	30.344		22	1:28.610	32.031	162	27.563	120	29.016	
2	1:30.521	33.086	162	27.798	128	29.637		23	1:28.144	31.844	163	27.437	123	28.863	
3	1:30.457	32.818	161	27.928	127	29.711		24	1:28.597	32.257	163	27.366	124	28.974	
4	1:30.365	32.874	162	27.750	121	29.741		25	1:28.395	31.935	163	27.370	124	29.090	
5	1:30.727	32.891	162	27.905	122	29.931		26	1:29.058	32.120	163	27.502	120	29.436	
6	1:30.705	33.023	162	27.876	128	29.806		27	1:31.461	33.108	163	28.192	108	30.161	
7	1:30.478	32.870	162	27.807	128	29.801		28	1:31.573	32.833	162	28.088	108	30.652	
8	1:30.878	32.913	161	28.090	125	29.875		29	1:29.365	32.569	163	27.448	120	29.348	
9	1:30.799	33.095	162	27.691	127	30.013		30	1:28.978	32.321	163	27.495	124	29.162	
10	1:31.015	33.068	161	27.904	128	30.043		31	1:29.349	32.786	163	27.407	126	29.156	
11	1:30.929	33.152	161	28.126	125	29.651		32	1:28.751	32.188	163	27.470	124	29.093	
12	1:31.203	33.244	161	28.127	126	29.832	207	33	1:28.326	32.043	163	27.351	124	28.932	
13	1:31.417	33.357	162	27.972	121	30.088		34	1:28.824	32.250	163	27.359	125	29.215	
14	1:31.718	33.242	161	28.494	123	29.982		35	1:29.037	32.282	164	27.507	123	29.248	
15	1:31.516	33.389	163	28.225	125	29.902		36	1:28.534	32.142	163	27.348	127	29.044	
16	1:31.768	33.455	163	28.224	124	30.089		37	1:28.693	32.131	163	27.479	122	29.083	
17	1:32.182	33.422	161	28.371	123	30.389	198	38	1:28.576	32.153	163	27.418	125	29.005	
18	1:32.702	33.926	162	28.755	122	30.021		39	1:28.769	32.075	164	27.454	124	29.240	
19	1:34.265	33.129	161	27.807	129	33.329		40	1:28.553	32.144	164	27.358	127	29.051	
20	2:17.574	1:19.982	160	28.203	120	29.389									
21	1:29.331	32.475	163	27.599	121	29.257									

25 Darryl O Young, HNK/ Peter Kox, NLD

theoretical besttime: 1:27.843

1	1:35.553	37.369	161	28.368	124	29.816	204	22	1:28.168	31.935	164	27.228	130	29.005	207
2	1:30.255	32.877	162	27.737	122	29.641	204	23	1:28.512	32.141	163	27.372	124	28.999	207
3	1:30.355	32.668	162	28.102	121	29.585	204	24	1:28.219	31.939	163	27.258	127	29.022	207
4	1:31.078	32.969	162	28.297	124	29.812	202	25	1:28.433	32.214	163	27.244	126	28.975	207
5	1:30.158	32.823	162	27.778	124	29.557	204	26	1:27.881	31.806	164	27.137	129	28.938	207



FIA GT1 World Championship

Lap analysis Championship Race



Provisional

Nogaro, Length: 3636 m
 Air temperature: 18.1°C
 Track temperature: 24.5°C
 Weather condition: Dry

Monday 9.4.2012 14:15

Lap	Time	SE1	SP1	SE2	SP2	SE3	SP3	Lap	Time	SE1	SP1	SE2	SP2	SE3	SP3
6	1:30.508	32.912	161	27.877	124	29.719	204	27	1:28.351	31.985	164	27.235	125	29.131	207
7	1:30.303	32.927	162	27.830	119	29.546	205	28	1:28.295	31.950	164	27.250	125	29.095	207
8	1:30.386	32.905	161	27.776	124	29.705	204	29	1:28.247	32.003	164	27.258	125	28.986	207
9	1:30.796	33.180	161	27.969	119	29.647	206	30	1:28.154	32.060	164	27.194	126	28.900	208
10	1:30.373	33.029	161	27.717	120	29.627	204	31	1:28.407	32.053	165	27.253	129	29.101	208
11	1:30.710	33.116	160	27.925	123	29.669	204	32	1:29.112	32.428	165	27.434	125	29.250	208
12	1:30.845	33.185	161	27.987	120	29.673	204	33	1:29.819	32.766	164	27.778	121	29.275	208
13	1:31.107	33.248	161	28.106	121	29.753	205	34	1:29.391	32.546	164	27.558	123	29.287	207
14	1:31.305	33.318	161	28.160	119	29.827	203	35	1:29.625	32.670	165	27.473	126	29.482	207
15	1:31.531	33.387	161	28.232	122	29.912	203	36	1:29.920	32.845	165	27.772	118	29.303	209
16	1:31.726	33.509	161	28.211	119	30.006	204	37	1:29.419	32.712	164	27.500	127	29.207	207
17	1:35.480	33.915	162	28.125	118	33.440		38	1:29.836	32.889	164	27.519	125	29.428	206
18	2:17.741	1:20.648	163	27.727	127	29.366	204	39	1:29.709	32.649	166	27.575	122	29.485	208
19	1:29.245	32.373	162	27.533	127	29.339	205	40	1:29.535	32.715	165	27.417	127	29.403	207
20	1:28.800	32.122	163	27.414	125	29.264	207								
21	1:29.084	32.665	163	27.261	130	29.158	206								

32 Stephane Ortelli, MON/ Laurens Vanthoor, BEL

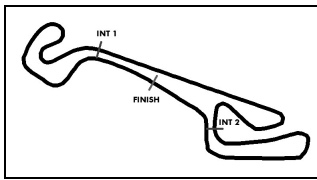
theoretical besttime: 1:27.912

1	1:31.090	34.240	160	27.796	123	29.054	203	22	1:31.461	33.231	162	28.598	121	29.632	201
2	1:28.203	31.862	162	27.546	123	28.795	204	23	1:29.352	32.571	161	27.775	119	29.006	205
3	1:28.049	31.842	163	27.485	125	28.722	205	24	1:29.050	32.125	162	27.724	126	29.201	204
4	1:28.003	31.833	162	27.395	123	28.775	205	25	1:30.334	32.792	162	28.005	120	29.537	202
5	1:27.959	31.839	162	27.357	123	28.763	204	26	1:29.791	32.629	163	27.744	123	29.418	207
6	1:28.175	31.894	162	27.478	124	28.803	204	27	1:29.764	32.627	164	27.741	122	29.396	205
7	1:28.432	31.972	162	27.492	124	28.968	205	28	1:30.008	32.540	163	27.812	118	29.656	201
8	1:28.652	31.943	162	27.671	126	29.038	205	29	1:29.220	32.544	163	27.466	126	29.210	203
9	1:28.880	32.086	162	27.858	120	28.936	204	30	1:28.703	32.087	163	27.535	124	29.081	204
10	1:28.666	32.108	161	27.645	121	28.913	204	31	1:29.156	32.490	162	27.569	126	29.097	204
11	1:29.072	32.303	161	27.623	124	29.146	204	32	1:29.410	32.307	163	27.722	123	29.381	200
12	1:29.281	32.463	160	27.713	121	29.105	204	33	1:29.160	32.358	162	27.655	124	29.147	202
13	1:29.512	32.517	161	27.727	119	29.268	203	34	1:29.132	32.321	162	27.628	122	29.183	203
14	1:29.531	32.630	161	27.840	120	29.061	204	35	1:29.033	32.181	163	27.588	125	29.264	204
15	1:29.228	32.467	162	27.646	123	29.115	202	36	1:28.981	32.347	163	27.565	125	29.069	204
16	1:29.574	32.472	161	27.814	121	29.288	202	37	1:28.997	32.183	163	27.587	124	29.227	204
17	1:29.511	32.505	162	27.746	121	29.260	203	38	1:29.940	32.526	163	28.060	119	29.354	204
18	1:29.640	32.370	161	27.907	119	29.363	203	39	1:29.350	32.435	164	27.682	123	29.233	203
19	1:32.882	32.825	162	27.764	119	32.293		40	1:30.386	32.622	162	28.024	121	29.740	203
20	2:20.987	1:22.865	159	28.197	122	29.925	201								
21	1:28.684	32.209	162	27.493	127	28.982	203								

33 Frank Stippler, DEU/ Oliver Jarvis, GBR

theoretical besttime: 1:27.854

1	1:32.308	34.989	159	28.159	129	29.160	202	22	2:20.518	1:22.796	159	28.349	121	29.373	205
2	1:28.092	32.099	160	27.279	130	28.714	205	23	1:29.319	32.415	162	27.692	120	29.212	205
3	1:28.121	31.983	161	27.259	133	28.879	206	24	1:29.393	32.350	161	27.650	124	29.393	199
4	1:28.014	31.975	162	27.189	129	28.850	205	25	1:30.251	32.838	160	27.931	121	29.482	201
5	1:28.414	32.201	161	27.165	129	29.048	205	26	1:29.741	32.736	161	27.633	124	29.372	205
6	1:28.599	32.258	162	27.195	132	29.146	204	27	1:29.801	32.772	161	27.722	124	29.307	204
7	1:28.457	32.254	162	27.285	130	28.918	204	28	1:29.894	32.635	161	27.784	122	29.475	204
8	1:28.889	32.374	161	27.337	129	29.178	204	29	1:30.769	32.760	162	28.426	125	29.583	204
9	1:28.767	32.467	161	27.402	125	28.898	205	30	1:29.511	32.540	162	27.585	126	29.386	204
10	1:28.804	32.429	161	27.359	129	29.016	204	31	1:29.624	32.804	162	27.589	126	29.231	205
11	1:29.122	32.478	161	27.450	128	29.194	205	32	1:29.402	32.374	162	27.588	127	29.440	204
12	1:29.885	32.824	160	27.725	130	29.336	204	33	1:30.021	32.798	162	27.805	125	29.418	202
13	1:29.349	32.632	161	27.605	127	29.112	204	34	1:29.647	32.560	163	27.684	125	29.403	205
14	1:29.207	32.606	160	27.543	127	29.058	204	35	1:29.402	32.570	163	27.508	128	29.324	202
15	1:29.251	32.495	160	27.600	125	29.156	201	36	1:29.175	32.423	162	27.495	127	29.257	205
16	1:29.501	32.696	162	27.517	127	29.288	202	37	1:29.296	32.415	163	27.569	123	29.312	204
17	1:29.364	32.721	160	27.428	127	29.215	203	38	1:29.531	32.594	163	27.716	126	29.221	205
18	1:29.389	32.805	162	27.468	128	29.116	205	39	1:29.624	32.558	163	27.655	128	29.411	203
19	1:29.774	33.073	162	27.553	130	29.148	204	40	1:29.731	32.604	162	27.506	125	29.621	205
20	1:29.138	32.546	162	27.489	125	29.103	205								
21	1:31.807	32.666	161	27.533	129	31.608									



FIA GT1 World Championship

Lap analysis Championship Race

Provisional

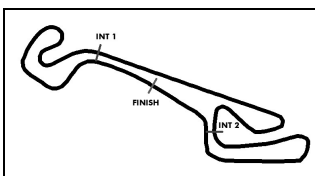


Nogaro, Length: 3636 m
 Air temperature: 18.1°C
 Track temperature: 24.5°C
 Weather condition: Dry

Monday 9.4.2012 14:15

Lap	Time	SE1	SP1	SE2	SP2	SE3	SP3	Lap	Time	SE1	SP1	SE2	SP2	SE3	SP3
37 Nicky Pastorelli, ITA/ Thomas Jäger, DEU								theoretical besttime: 1:28.079							
1	1:34.304	36.759	159	27.862	126	29.683		22	1:28.631	32.267	163	27.359	129	29.005	205
2	1:30.071	33.065	162	27.764	126	29.242	206	23	1:28.351	32.233	162	27.316	131	28.802	206
3	1:29.779	32.513	161	27.664	122	29.602	205	24	1:28.520	32.228	163	27.163	129	29.129	203
4	1:29.180	32.364	164	27.483	127	29.333	205	25	1:28.561	32.131	163	27.292	130	29.138	201
5	1:29.388	32.640	162	27.507	128	29.241	203	26	1:28.756	32.299	164	27.269	131	29.188	204
6	1:29.085	32.415	163	27.303	128	29.367	203	27	1:29.041	32.341	163	27.335	129	29.365	204
7	1:29.493	32.739	162	27.363	129	29.391	205	28	1:29.042	32.443	162	27.379	129	29.220	203
8	1:29.456	32.638	162	27.417	126	29.401	204	29	1:28.939	32.404	164	27.271	128	29.264	205
9	1:29.539	32.619	162	27.536	127	29.384	204	30	1:28.883	32.246	163	27.450	129	29.187	204
10	1:29.264	32.652	161	27.404	125	29.208	203	31	1:29.328	32.504	164	27.498	128	29.326	205
11	1:29.652	32.785	161	27.540	126	29.327	204	32	1:29.415	32.507	163	27.440	124	29.468	206
12	1:29.897	32.805	162	27.601	125	29.491	204	33	1:29.529	32.473	161	27.537	127	29.519	202
13	1:29.858	32.865	162	27.437	129	29.556	203	34	1:29.208	32.331	161	27.504	128	29.373	204
14	1:30.026	32.937	161	27.514	126	29.575	204	35	1:29.536	32.471	161	27.547	131	29.518	204
15	1:30.884	33.206	162	27.870	121	29.808	203	36	1:29.143	32.571	164	27.365	126	29.207	206
16	1:30.546	33.065	162	27.867	123	29.614	205	37	1:28.822	32.299	163	27.354	127	29.169	206
17	1:33.700	33.121	161	27.727	126	32.852		38	1:29.184	32.470	163	27.429	124	29.285	206
18	2:18.677	1:21.004	162	27.895	129	29.778	200	39	1:29.143	32.339	164	27.435	127	29.369	210
19	1:29.508	32.770	162	27.464	127	29.274	203	40	1:29.686	32.511	163	27.523	129	29.652	206
20	1:28.717	32.353	162	27.299	131	29.065	203								
21	1:28.343	32.273	163	27.146	131	28.924	206								

Lap	Time	SE1	SP1	SE2	SP2	SE3	SP3	Lap	Time	SE1	SP1	SE2	SP2	SE3	SP3
38 Marc Basseng, DEU/ Marcus Winkelhock, DEU								theoretical besttime: 1:28.521							
1	1:33.924	36.387	162	27.832	121	29.705		22	2:16.454	1:18.501	162	28.165	117	29.788	
2	1:29.928	33.184	162	27.734	126	29.010		23	1:29.090	32.432	164	27.423	122	29.235	
3	1:29.544	32.665	162	27.656	121	29.223		24	1:28.860	32.389	164	27.369	121	29.102	
4	1:28.811	32.335	163	27.425	117	29.051		25	1:28.803	32.328	164	27.365	127	29.110	
5	1:29.220	32.546	161	27.552	127	29.122		26	1:29.012	32.409	164	27.384	127	29.219	
6	1:29.272	32.550	163	27.610	124	29.112		27	1:28.696	32.240	164	27.271	127	29.185	
7	1:29.529	32.772	163	27.415	128	29.342		28	1:29.133	32.373	164	27.498	123	29.262	207
8	1:29.315	32.582	163	27.596	121	29.137		29	1:29.336	32.467	164	27.542	123	29.327	
9	1:29.396	32.622	162	27.499	128	29.275		30	1:29.021	32.459	165	27.393	124	29.169	
10	1:29.361	32.622	163	27.508	125	29.231		31	1:29.145	32.460	163	27.448	124	29.237	
11	1:29.617	32.690	163	27.579	123	29.348	206	32	1:29.317	32.693	164	27.479	123	29.145	
12	1:30.313	32.992	159	28.014	123	29.307		33	1:29.477	32.611	164	27.559	123	29.307	
13	1:29.909	32.743	163	27.708	124	29.458		34	1:29.366	32.526	164	27.400	124	29.440	
14	1:29.883	32.869	162	27.665	124	29.349		35	1:29.066	32.485	164	27.301	123	29.280	
15	1:29.756	32.866	161	27.676	129	29.214		36	1:29.095	32.647	164	27.305	124	29.143	
16	1:29.501	32.525	163	27.643	126	29.333		37	1:29.386	32.652	164	27.350	124	29.384	
17	1:29.589	32.630	163	27.683	127	29.276		38	1:29.227	32.486	164	27.368	125	29.373	
18	1:29.555	32.665	163	27.568	128	29.322		39	1:29.286	32.586	164	27.401	123	29.299	209
19	1:29.762	32.811	164	27.663	121	29.288		40	1:29.509	32.529	164	27.532	120	29.448	
20	1:29.844	32.812	163	27.597	126	29.435									
21	1:31.946	32.705	163	27.549	127	31.692									



FIA GT1 World Championship

Lap chart Championship Race

Provisional



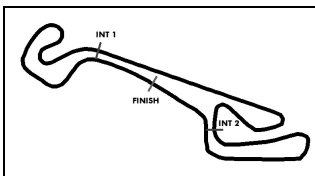
Nogaro, Length: 3636 m

Monday 9.4.2012 14:15

POS	1	2	3	4	5	6	7	8	9	10	11	12	13	14	15	16	17	18
LAP 1	32	3	33	2	4	9	38	37	1	25	18	7	6	17	24	8	10	
LAP 2	32	3	33	2	4	9	38	37	1	25	7	18	6	17	24	8	10	
LAP 3	32	3	33	4	9	38	37	2	25	7	18	.1	6	17	24	8	10	
LAP 4	32	3	33	4	9	38	37	2	7	25	18	6	17	24	8	10		
LAP 5	32	3	33	4	9	38	37	2	7	25	18	6	17	24	8	10		
LAP 6	32	3	33	9	4	38	37	2	7	25	18	6	17	24	8	10		
LAP 7	32	3	33	9	4	38	37	7	2	25	18	6	17	24	8	10		
LAP 8	32	3	33	9	4	38	37	7	2	25	18	6	17	24	8	10		
LAP 9	32	3	33	9	4	38	37	7	2	25	18	6	17	24	8	10		
LAP 10	32	3	33	9	4	38	37	7	2	25	18	6	17	24	8	10		
LAP 11	32	3	33	9	4	38	37	7	2	25	18	6	17	24	8	10		
LAP 12	32	33	.3	9	4	38	37	7	2	25	18	6	17	24	8	10		
LAP 13	32	33	.9	4	38	37	3	7	2	25	18	6	17	24	8	10		
LAP 14	32	33	4	38	37	3	7	9	2	25	18	6	17	24	8	10		
LAP 15	32	33	38	4	37	3	7	9	2	25	18	6	17	24	8	10		
LAP 16	32	33	38	4	37	3	7	9	2	25	18	6	17	24	8	10		
LAP 17	32	33	38	3	9	7	.4	.37	.2	.25	.18	17	24	8	.6	10		
LAP 18	32	33	38	9	3	7	17	24	.8	10	37	4	18	25	6'	.2'		
LAP 19	33	.32	38	9	7	.3	.17	.24	37	4	.10	18	25	6'	8'			
LAP 20	33	38	9	7	32	37	4	3	18	25	24'	17'	6'	8'	10'			
LAP 21	.33	.38	.9	.7	32	37	4	3	25	18	24	17	6	8'	10'			
LAP 22	33	32	38	37	4	3	7	25	18	24	17	9	6	8'	10'			
LAP 23	33	32	38	37	4	3	25	7	18	24	17	9	6	8'	.10'			
LAP 24	33	32	38	37	4	3	25	7	18	24	17	9	6	8'	10'			
LAP 25	33	32	38	37	4	3	25	7	18	24	17	9	6	8'	10'			
LAP 26	33	32	38	37	4	3	25	7	18	24	17	9	6	8'	10'			
LAP 27	33	32	38	37	4	3	25	7	18	24	17	9	6	8'	10'			
LAP 28	33	32	38	37	4	3	25	24	18	.7	17	9	6	8'	10'			
LAP 29	32	33	38	37	4	3	25	24	18	17	9	7	6	8'	10'			
LAP 30	32	33	38	37	4	3	25	24	18	17	9	7	6	8'	10'			
LAP 31	32	33	38	37	4	3	25	24	18	17	9	7	6'	8'	10'			
LAP 32	32	33	38	37	4	3	25	24	18	9	17	7	6'	8'	10'			
LAP 33	32	33	38	37	4	3	25	24	18	9	17	7	6'	10'	8'			
LAP 34	32	33	38	37	4	3	25	24	18	9	17	7	6'	10'	8'			
LAP 35	32	33	38	37	4	3	25	24	9	18	17	7	6'	10'	8'			
LAP 36	32	33	38	37	4	3	25	24	9	18	17	7	6'	10'	8'			
LAP 37	32	33	38	37	4	3	25	24	9	18	17	7	6'	10'	8'			

. - PIT STOP ' - LAP BEHIND





FIA GT1 World Championship

Lap chart Championship Race

Provisional



Nogaro, Length: 3636 m

Monday 9.4.2012 14:15

POS	1	2	3	4	5	6	7	8	9	10	11	12	13	14	15	16	17	18
LAP 38	32	33	38	37	4	3	25	24	9	18	17	7	6'	10'	.8'			
LAP 39	32	33	38	37	4	3	25	24	9	18	17	7	6'	.10'				
LAP 40	32	33	38	37	4	3	25	24	9	18	17	7	.6					

.. - PIT STOP ' - LAP BEHIND